


Technische Daten

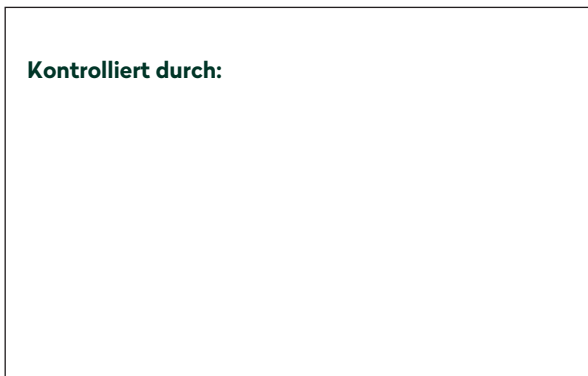


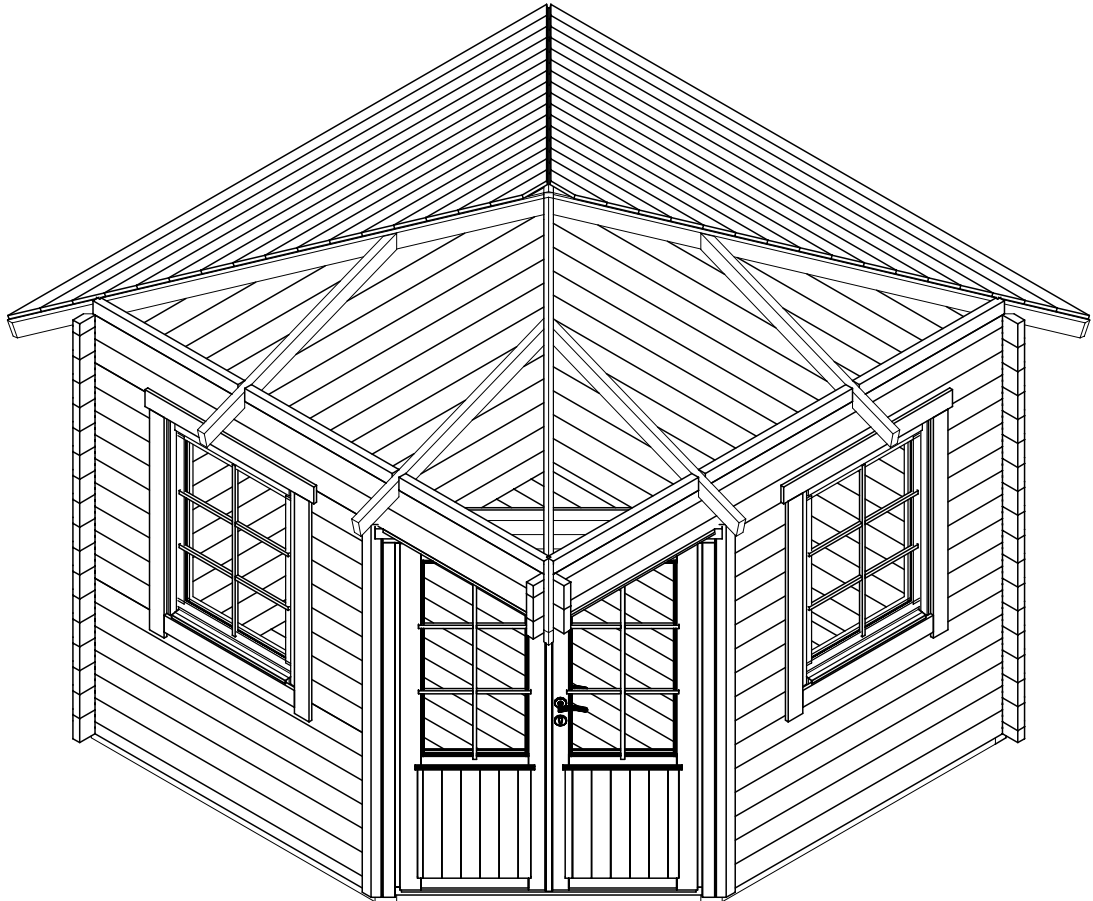
Artikelnummer:

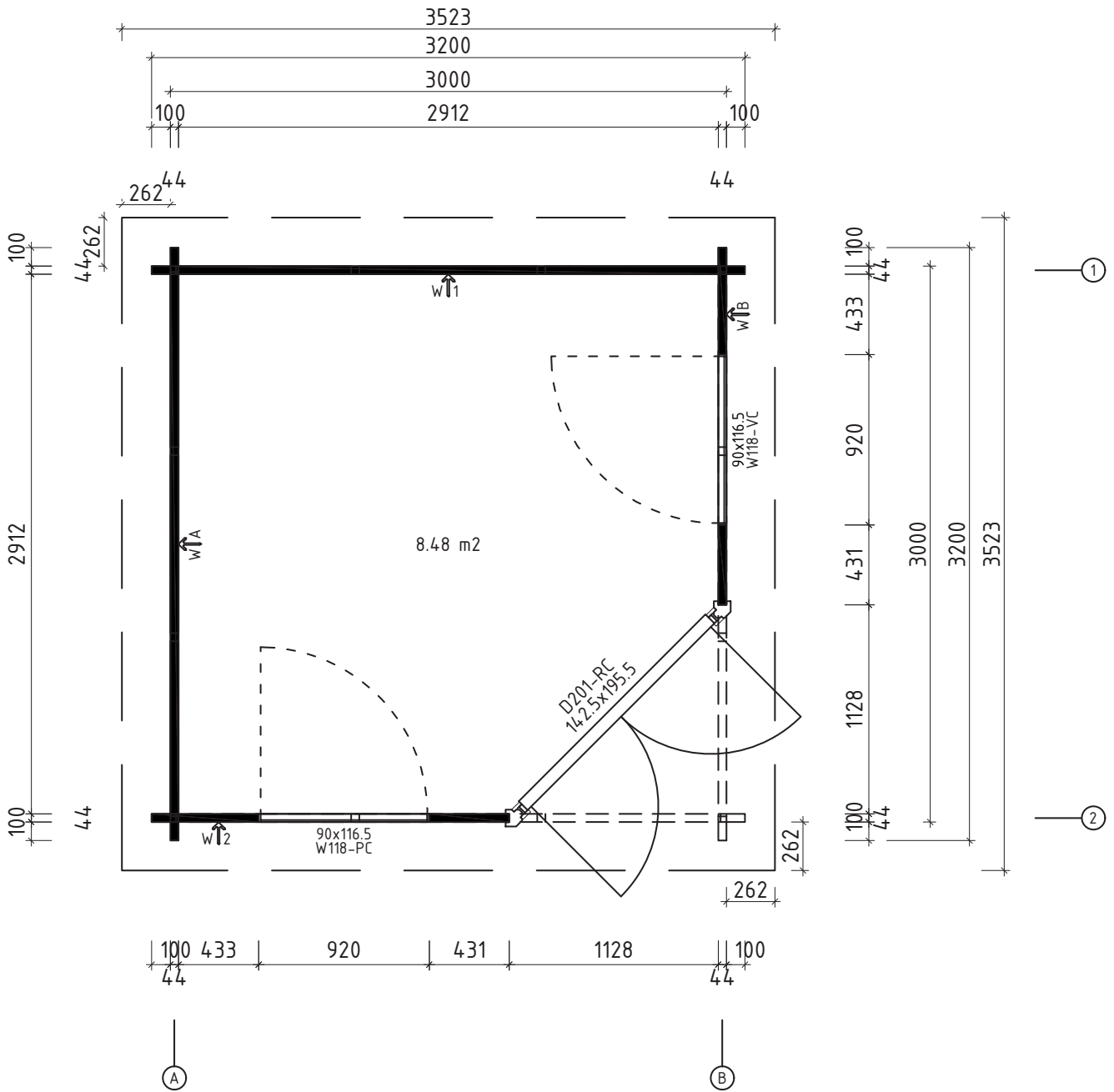
544 110



Kontrolliert durch:

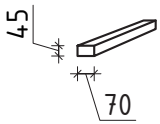
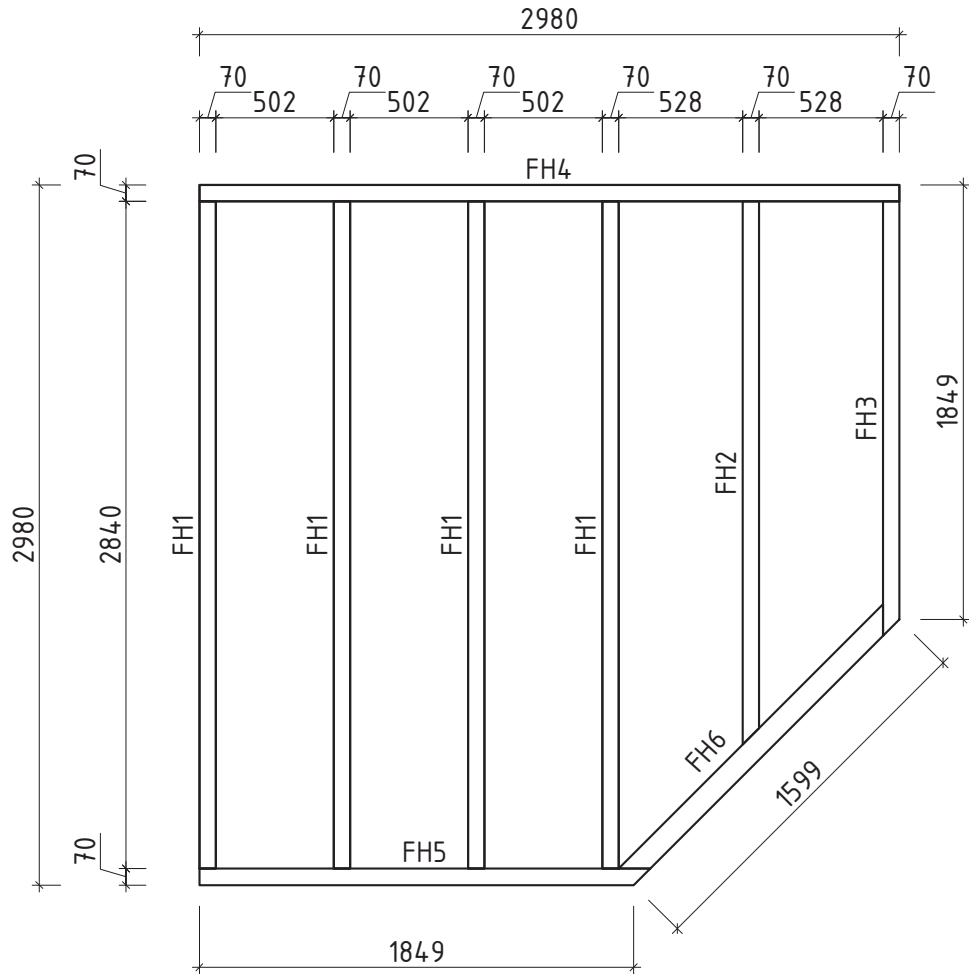


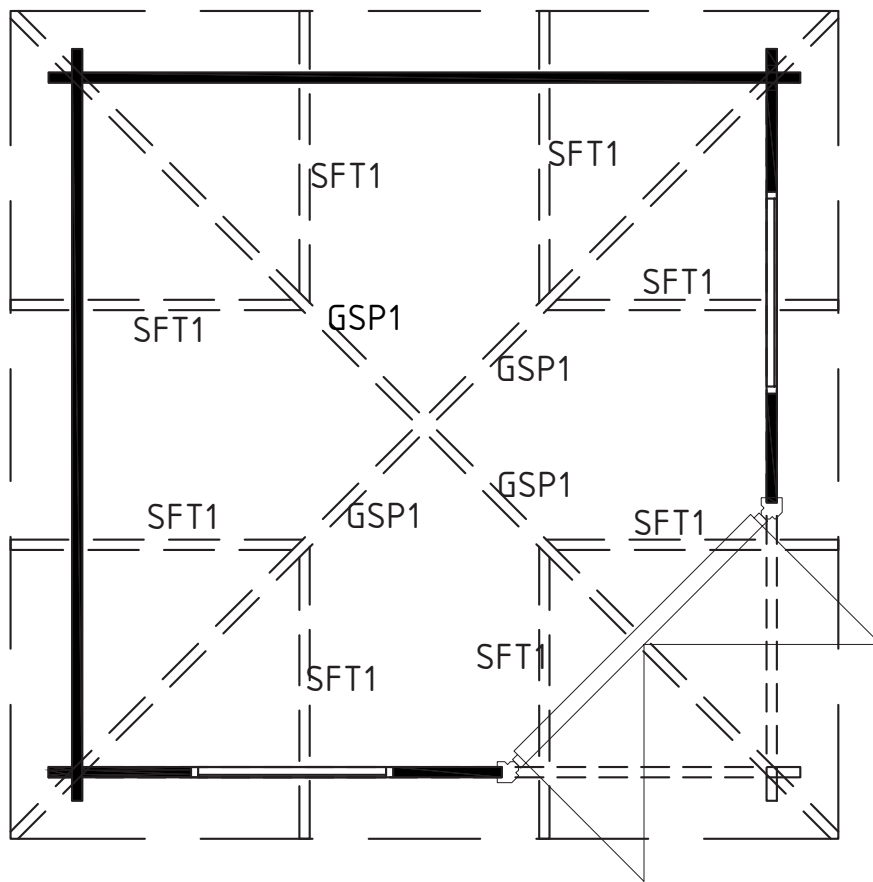


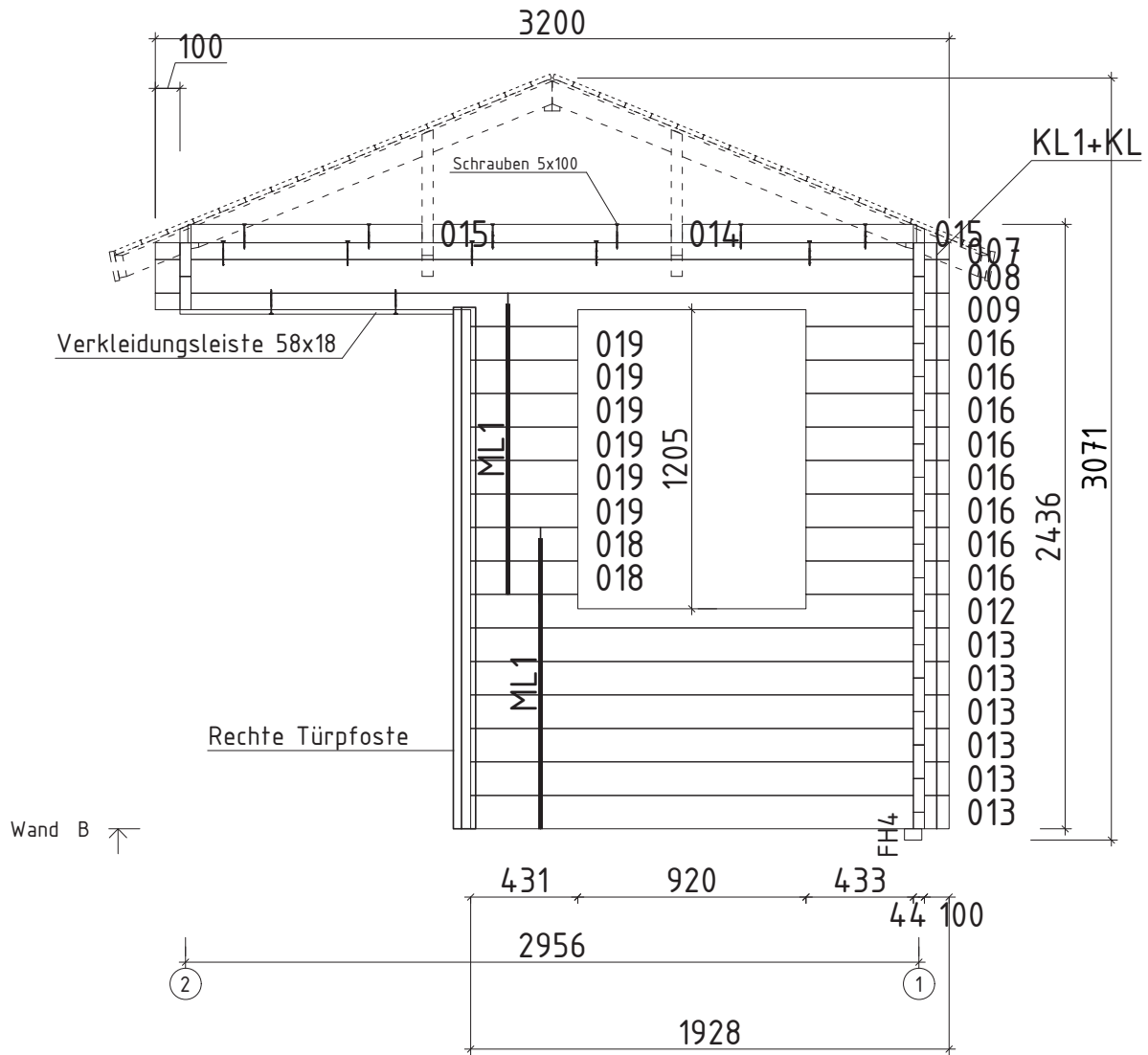


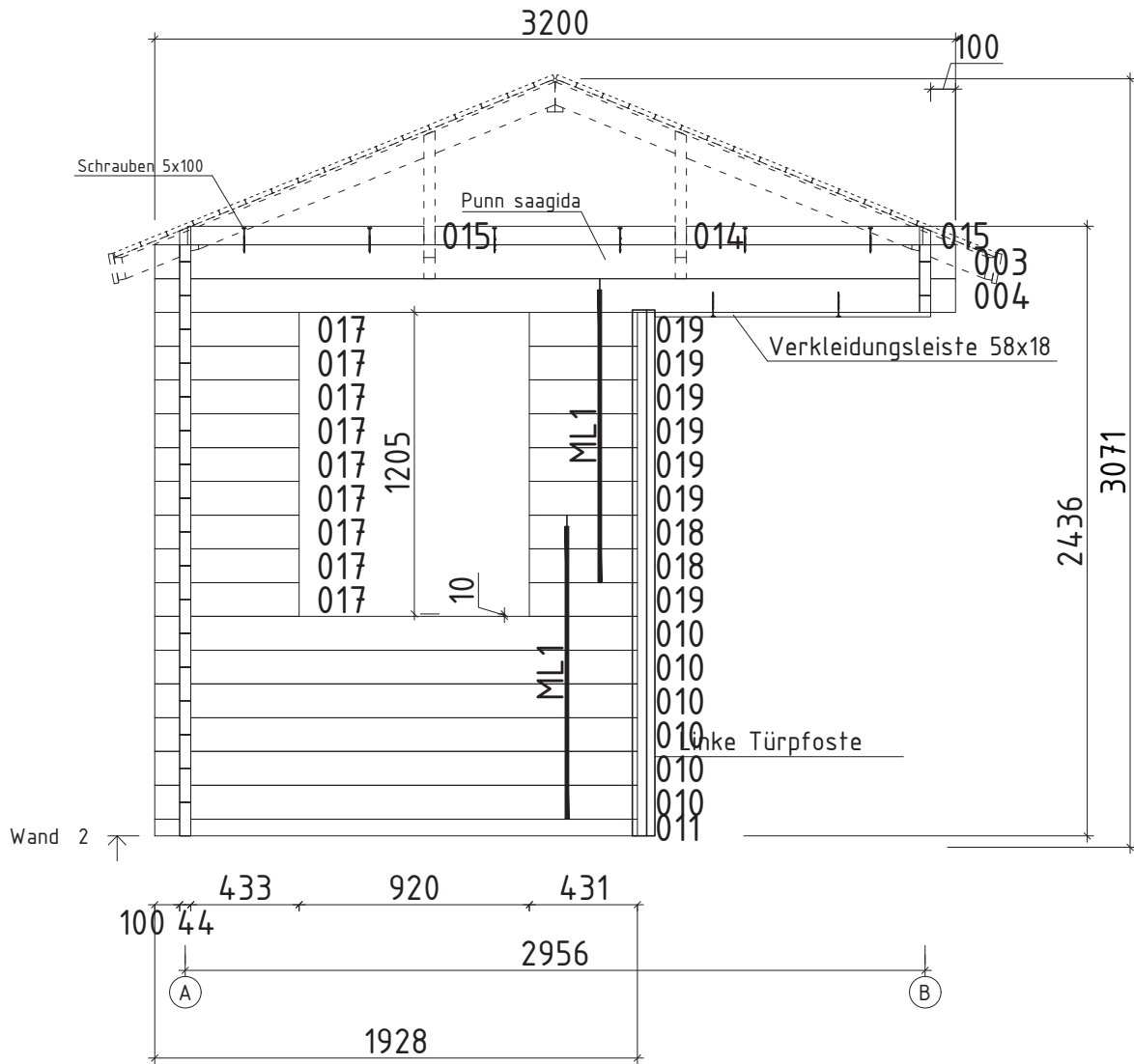
*Fenster und Türen sind mit Sprossen
Q4 – Qualitätsklasse für Fenster und Türen










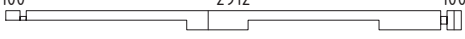
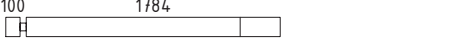










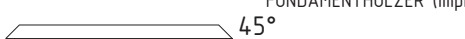



Wir empfehlen als Fundament für Ihr Gartenhaus eine vollflächig festgegründete, gepflasterte oder betonierte Fläche. Wahlweise ist auch ein Punkt- oder Streifenfundament möglich.



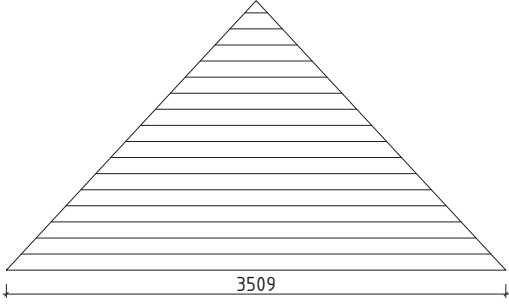









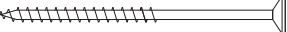
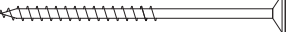


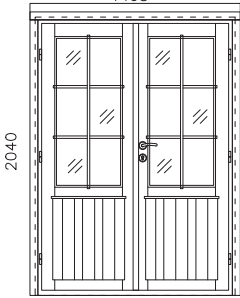


















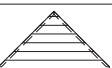









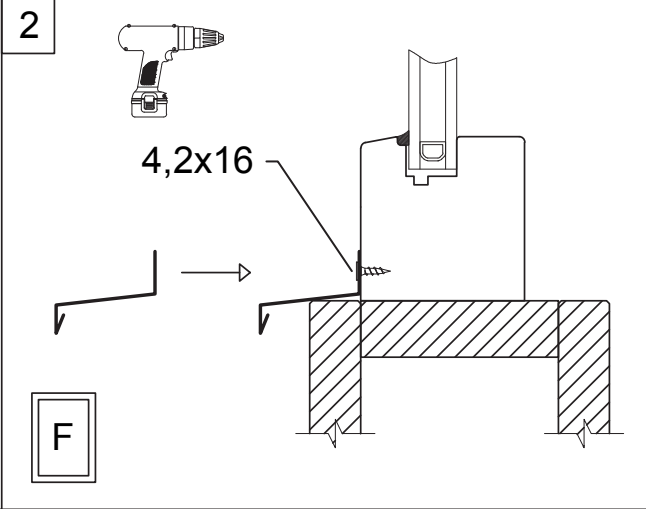
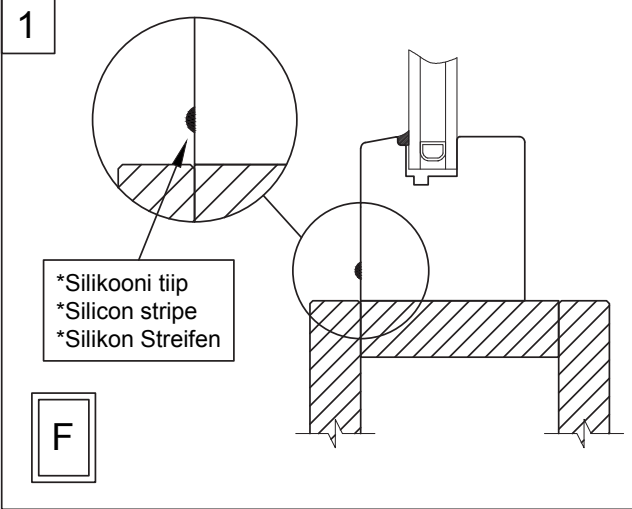
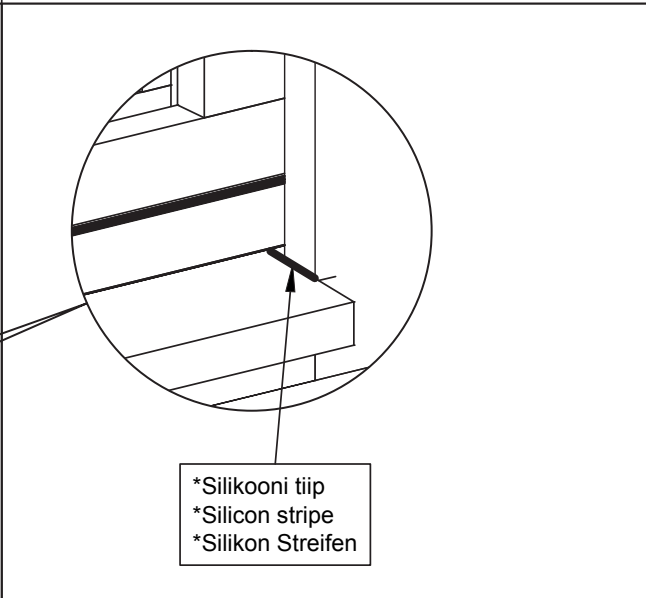
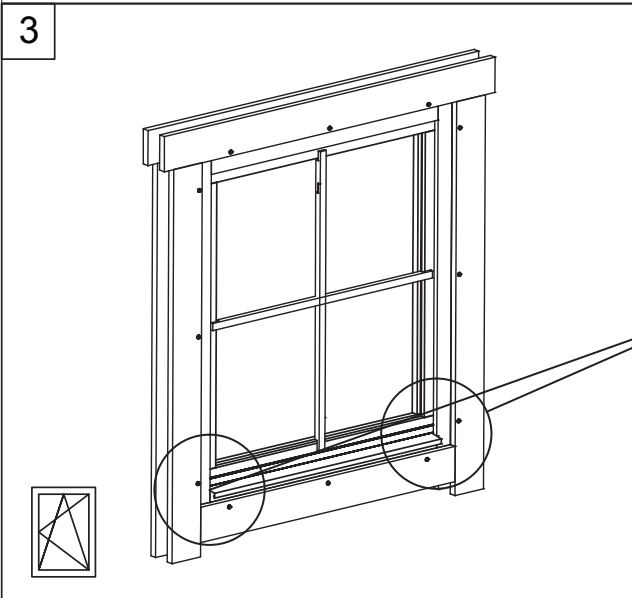
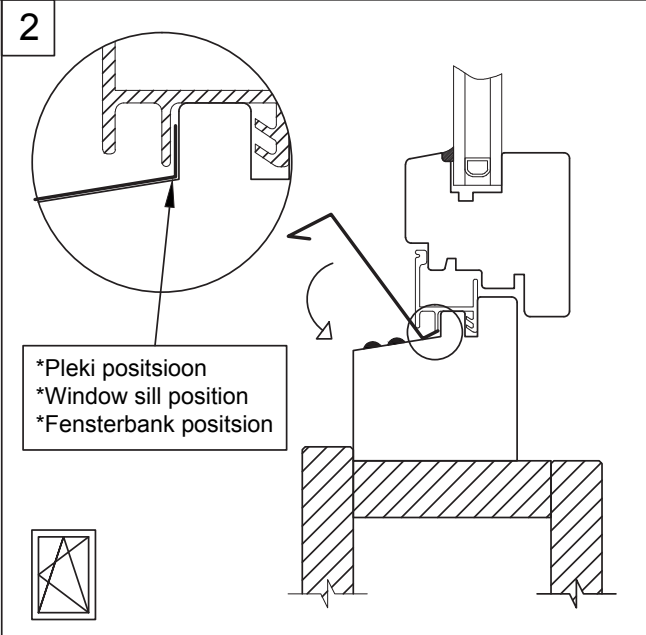
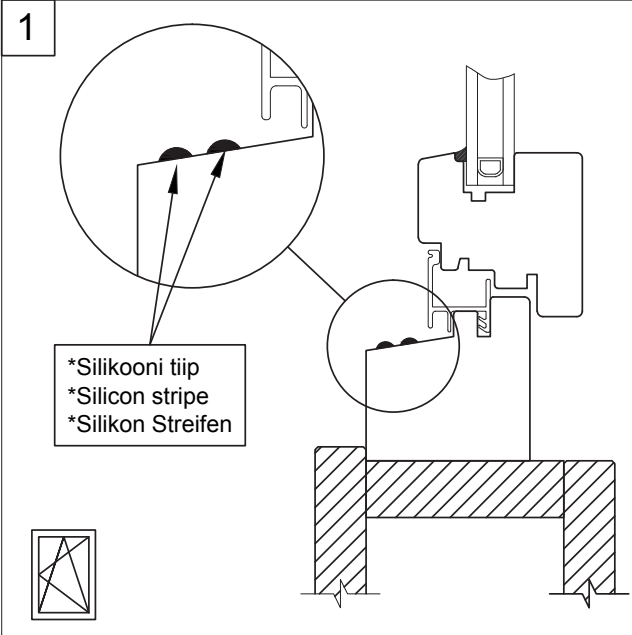
Pos	Teileliste 544110	Stck.	Profil (mm)	Länge (mm)
001		1	44x68	3200
002		17	44x135	3200
003		2	44x135	3200
004		1	44x135	3200
005		16	44x135	3200
006		1	44x68	3200
007		1	44x68	3200
008		1	44x135	3200
009		1	44x135	3200
010		6	44x135	1928
011		1	44x68	1928
012		1	44x135	1928
013		6	44x135	1928
014		4	44x74	960
015		4+4	44x74	945
016		8	44x135	577
017		9	44x135	577
018		4	44x135	431
019		13	44x135	431
FH6	FUNDAMENTHÖLZER (imprägniert) 	1	95x45	1591
FH4	FUNDAMENTHÖLZER (imprägniert) 	1	70x45	2980
FH1	FUNDAMENTHÖLZER (imprägniert) 	4	70x45	2840
FH2	FUNDAMENTHÖLZER (imprägniert) 	1	70x45	2312
FH5	FUNDAMENTHÖLZER (imprägniert) 	1	70x45	1919
FH3	FUNDAMENTHÖLZER (imprägniert) 	1	70x45	1849

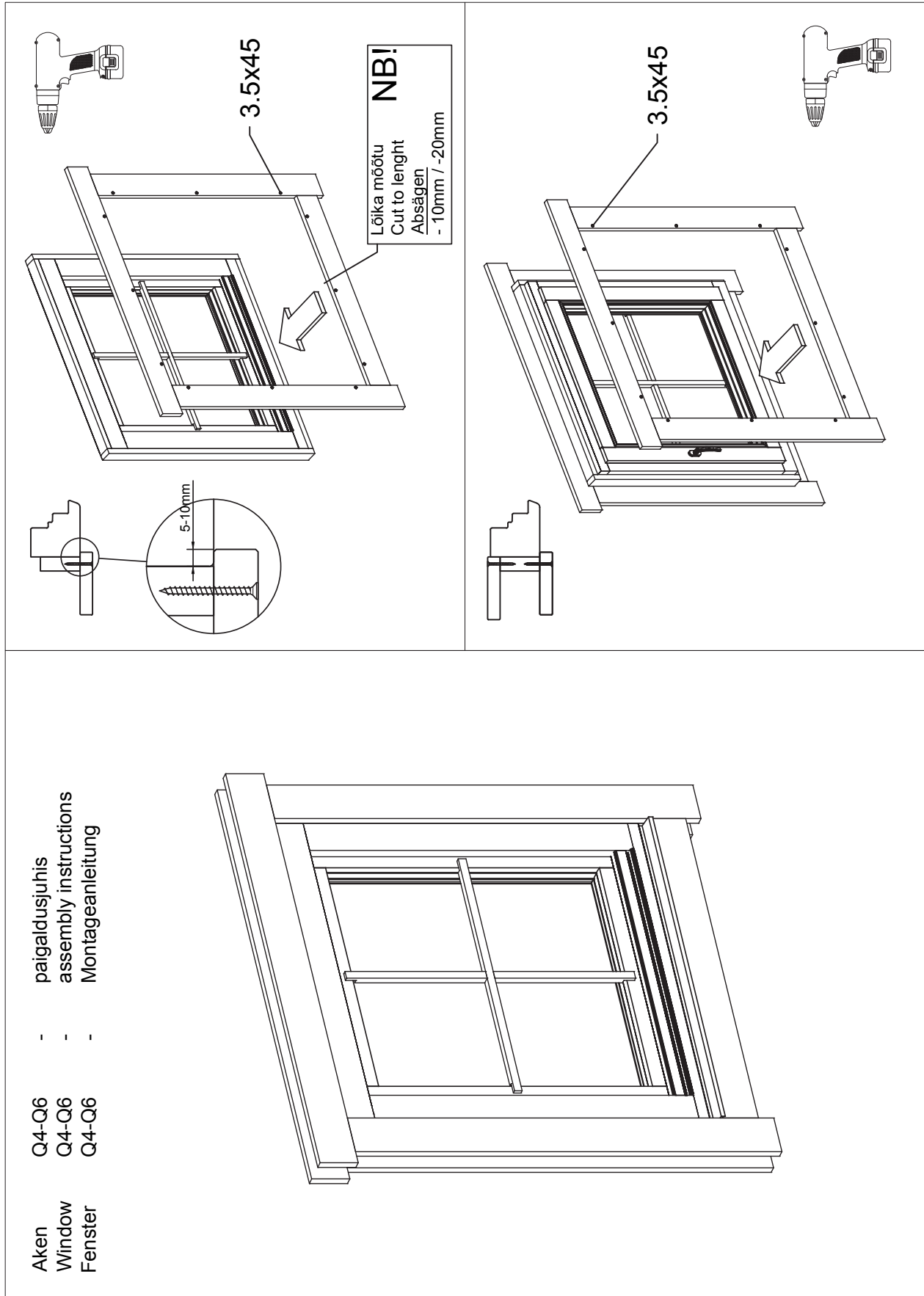
Pos	Teileliste 544110	Stck.	Profil (mm)	Länge (mm)
GSP1	GRATSPARREN 	4	44x94	2571
SFT1	SCHIFTER 	4+4	44x85	1366
	DACHBRETTER 	4	113x18	
	FUSSBODENBRETTER 			15+1 sirged/ ohne Ecke 11 nurk 45°/ mit Ecke
	FUSSBODENLEISTEN  ✓		18x40	13.01fm
T02-1	TRAUFENBRETTER 18x120  ✓	4	18x120	3610
ZE-1	ZENTRALE VERBINDUNGSELEMENT (DACH) 	1	44x44	90
SH	Schlaghölzer 	3		
NG2 550	NÄGEL 2.5x50 Dachbretter 	448		
NG2 550	NÄGEL 2.5x50 Fussbodenbretter 	312		
SR3 030	SCHRAUBEN 3.0x30 Fussbodenleisten 	22		
SR3 545	SCHRAUBEN 3.5x45 Traufenbretter 	16		
SR5 0100	SCHRAUBEN 5.0x100 Fundamenthölzer 	36		
SR5 0100	SCHRAUBEN 5.0x100 Gratsparren zum Wand 	8		

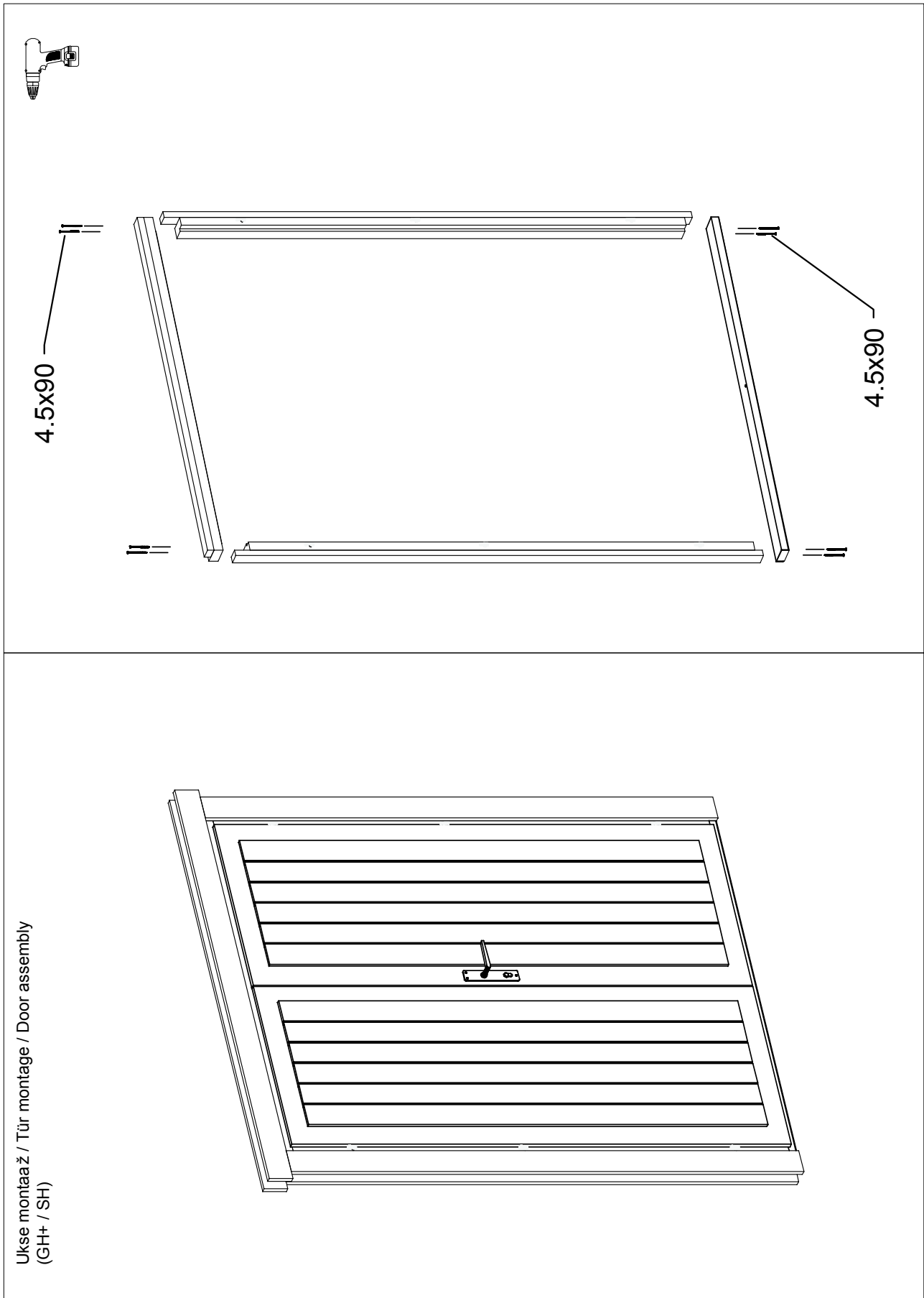
Pos	Teileliste 544110	Stck	Profil (mm)	Länge (mm)
	<p>TÜR 1465x2040 D4-M44R-56C-14652040</p> <p>Q4 D201-RC 1465</p>  <div style="border: 1px solid black; padding: 5px; width: fit-content;"> <p>Right handed / DIN rechts / paremakäeline</p> </div> <div style="border: 1px solid black; padding: 5px; width: fit-content;"> <p>Clear opening/ durchgangsmaß/ ava suurus 1337x1932mm</p>  </div> <div style="border: 1px solid black; padding: 5px; width: fit-content;"> <p>double-pane clear float glass ISO Glas 2-fach 2x klaaspakett, kirgas klaas</p>  </div>	1		
DzT58-01-1	CD- cover strip for door - ET- Deckbrett zum Tür - NU- Katteliist ukse kohale 58		18x58	1585
P9L2-01-1	CD- left hand doorpost - ET- linke Türpfoste - NU- vasak uksepost 44		90x90	2103
P9R2-01-1	CD- right hand doorpost - ET- rechte Türpfoste - NU- parem uksepost 44		90x90	2103
VK1-01-1	CD- trim strips for canopy element - ET- Verkleidungsleisten für Vordachelement - NU- Katteliistud varikatusele 58		58x18	1110
PROSS H41-2	Q4-1 Muntins - Sprossen - Prossid horizontal 18x18		18x18	517
PROSS V42-2	Q4-2 Muntins - Sprossen - Prossid vertical 18x18		18x18	1125
PL4-1	Trims - Rahmenleisten - Piirdeliistud 18x120		18x120	1541
PL2-1	Trims - Rahmenleisten - Piirdeliistud 18x58		18x58	2020
PL2-2	Trims - Rahmenleisten - Piirdeliistud 18x58		18x58	1531
SR30 20-01	3.0x20 Locking plate - Schließblech - Riivi vastus 02 Q4			2
SR30 22-01	3.0x20ÜP Muntins - Sprossen - Prossid			12
SR35 45-05	3.5x45 Canopy element - Vordachelement - Varikatus			6
SR35 45-03	3.5x45 Cover strip - Deckbrett - Katteliist ukse kohale			3
SR35 45-04	3.5x45 Trim strips - Verkleidungsleiste - Katteliist varikatusele			6
SR35 47-01	3.5x45 C3 Trims - Rahmleisten - Piirdeliistud			24
SR50 90-01	5.0x90 Door frames - Türrahmen - Ukselengid			8
VE1-01	CD- canopy element - ET- Vordachelement - NU- Varikatus uksele 1435x745			1
RV02	Locking plate - Schließblech - Riivi vastus 02 Q4			1
LS-Q4	Q4 Cylinder lock - Zylinderschloss - Lukusüdamik			1
UL-Q4	Q4 Door handle - Türgriff - Ukselink			1

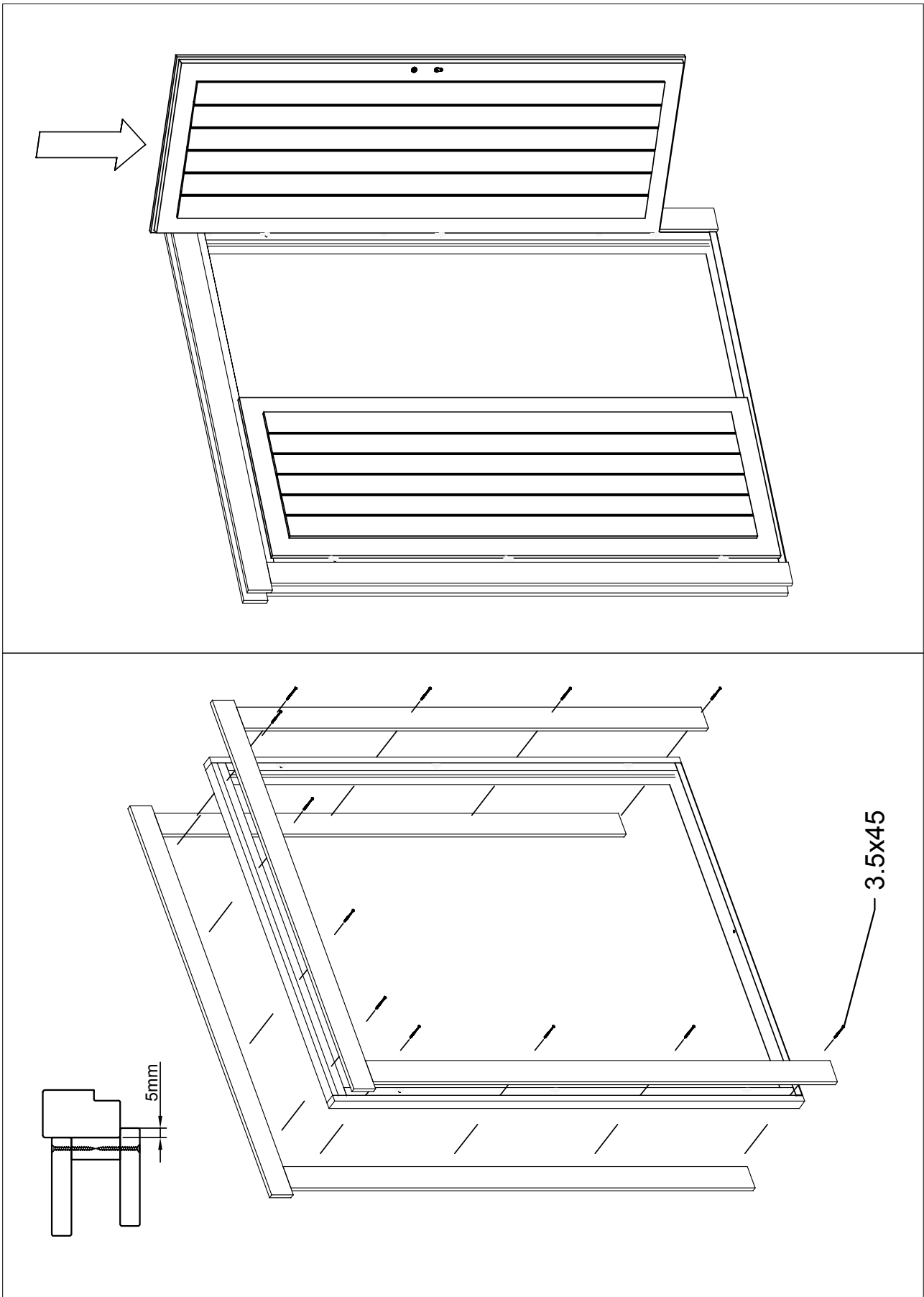
Veeplekk / Window sill / Fensterbank

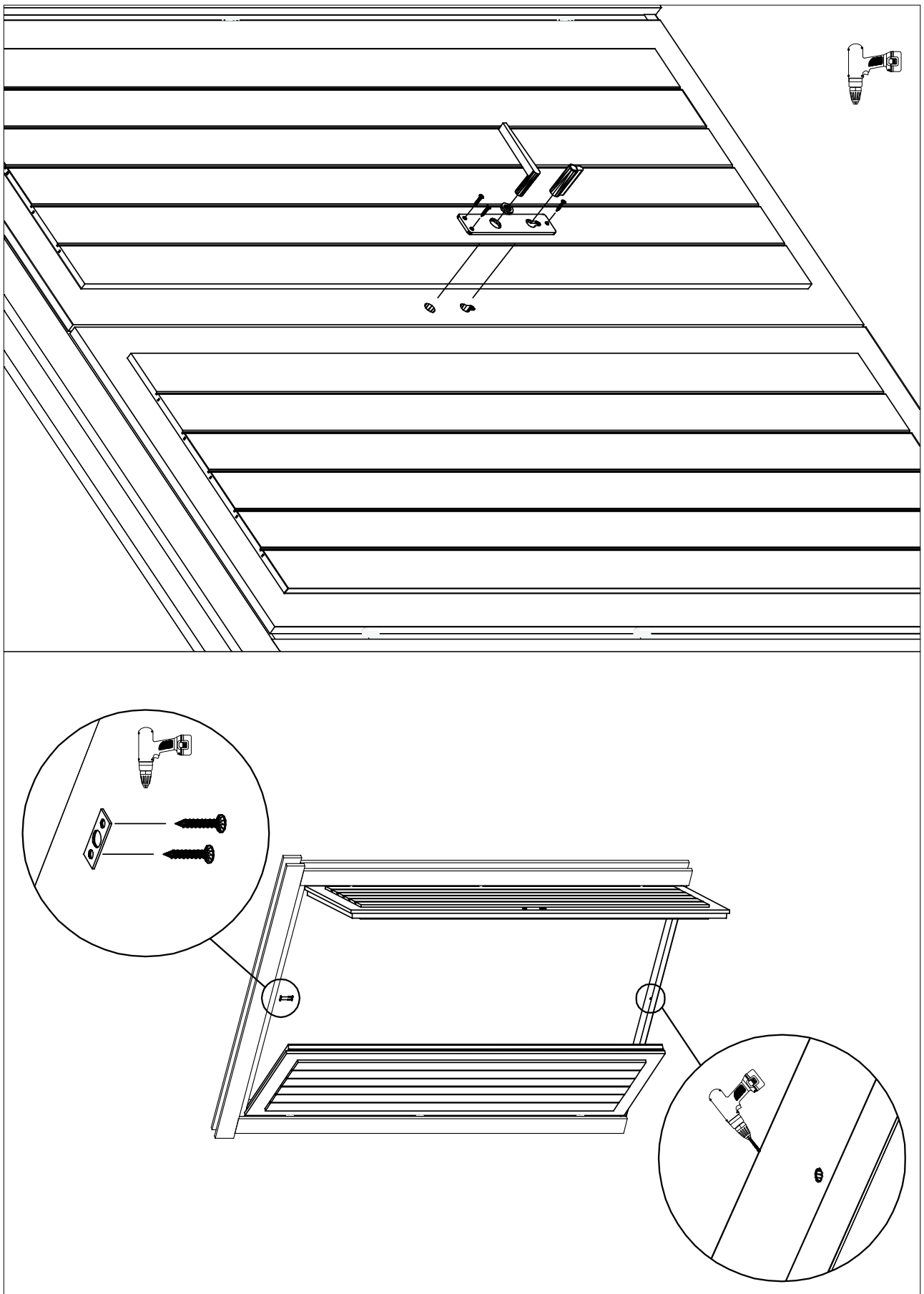
Q4



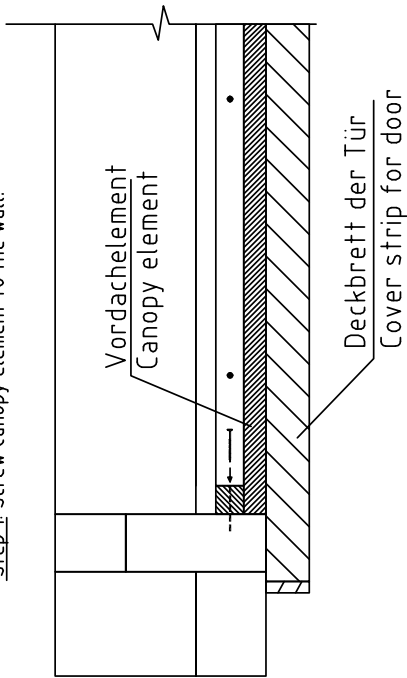




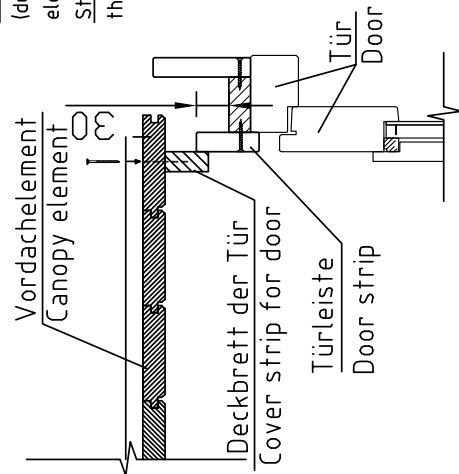




Step 1: Dachelement an den Wänden verschrauben.
Step 1: Screw canopy element to the wall.



Step 2: Das Deckbrett muss von oben (durch das VD-Element) an das Dachelement verschraubt werden.
Step 2: Fasten cover strip to the canopy element.



Step 3: Die Verkleidungsleisten in die richtige Länge schneiden und unter das VD-Element befestigen.
Step 3: Cut trim strips to size and fasten under the canopy element.

