

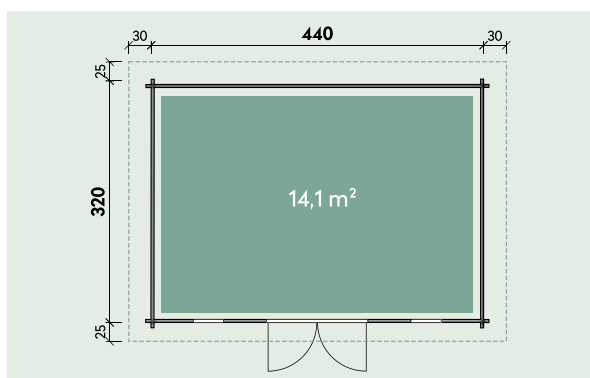
Technische Daten




Durch Kunden farblich behandelt.

Artikelnummer:

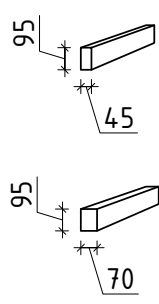
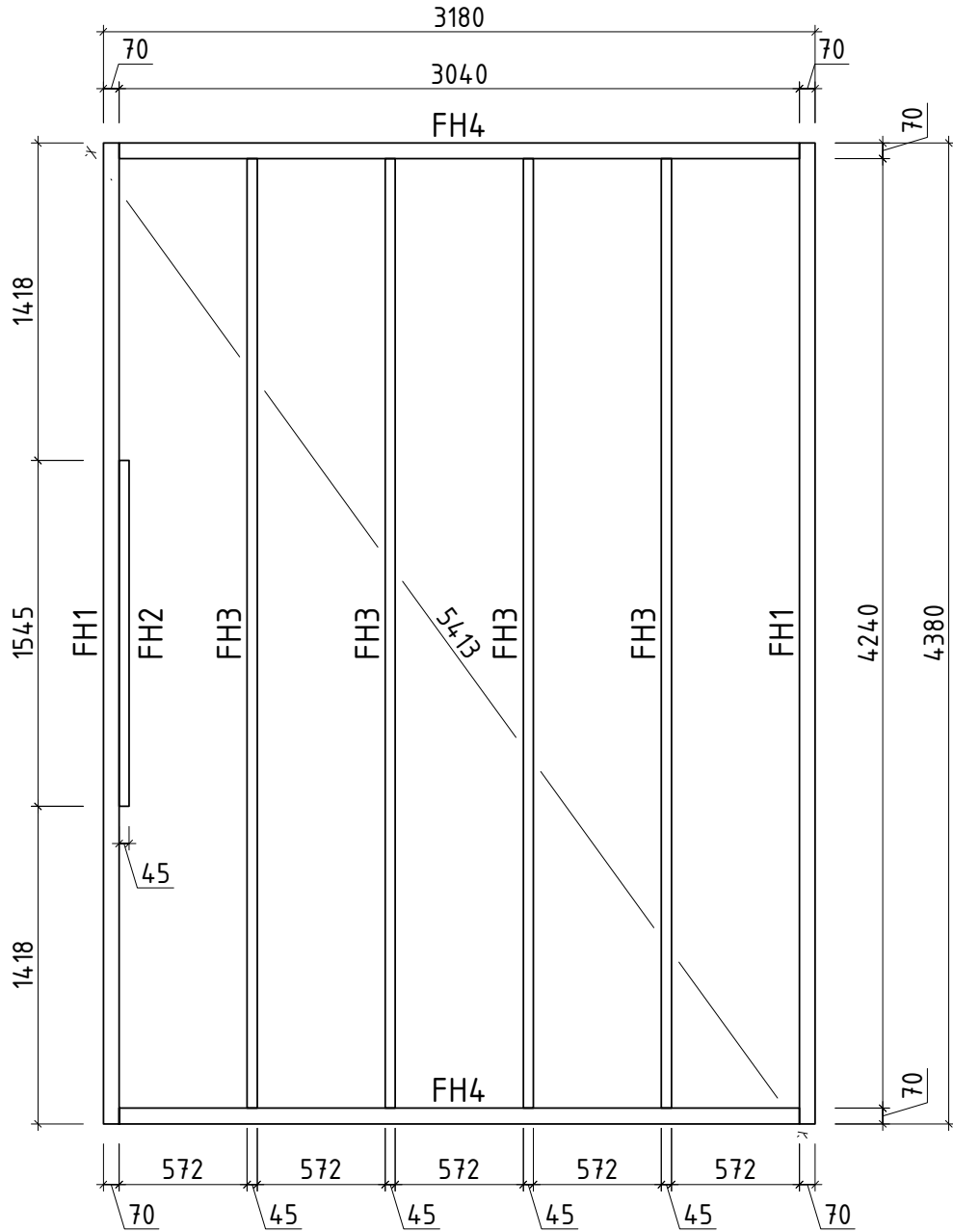
558 380

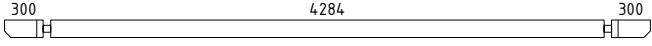
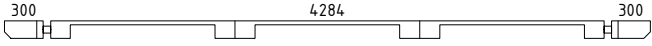
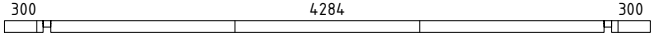
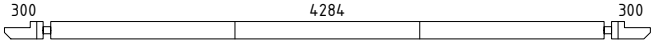
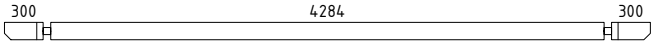
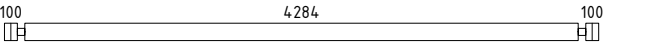
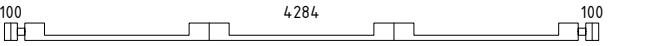


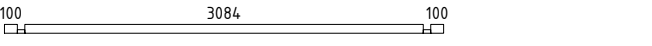

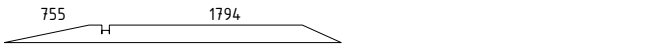











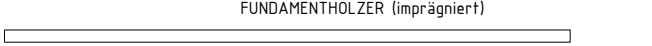
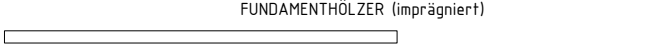






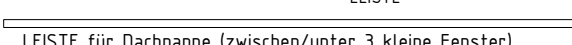

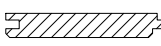


















Kontrolliert durch:
























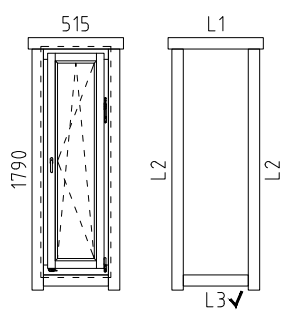
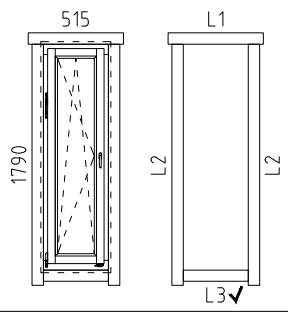
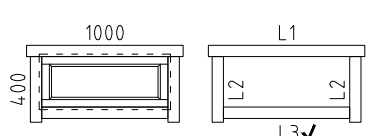
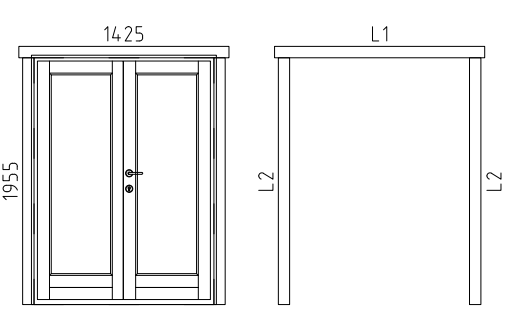
Wir empfehlen als Fundament für Ihr Gartenhaus eine vollflächig festgegründete, gepflasterte oder betonierte Fläche. Wahlweise ist auch ein Punkt- oder Streifenfundament möglich.

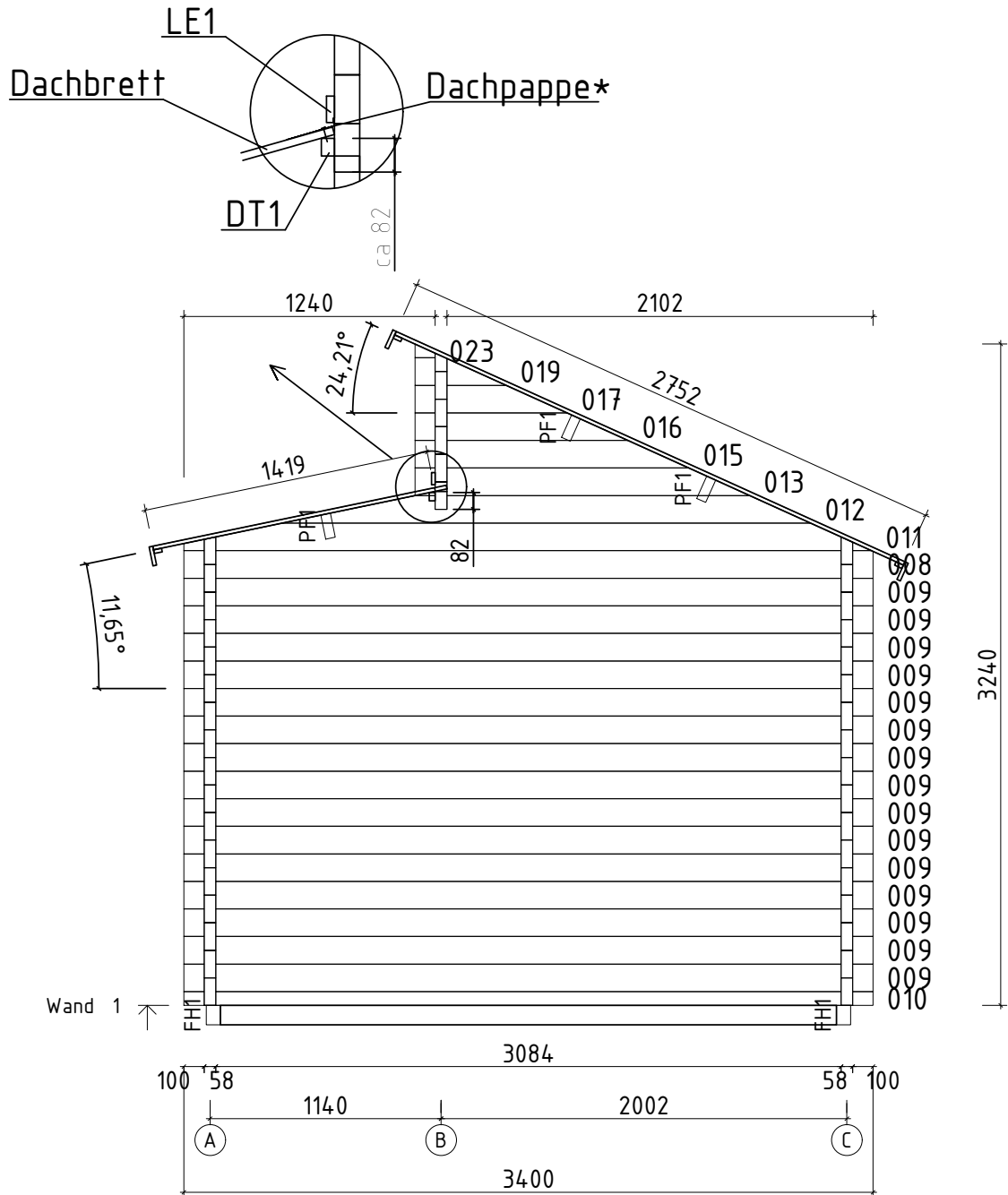


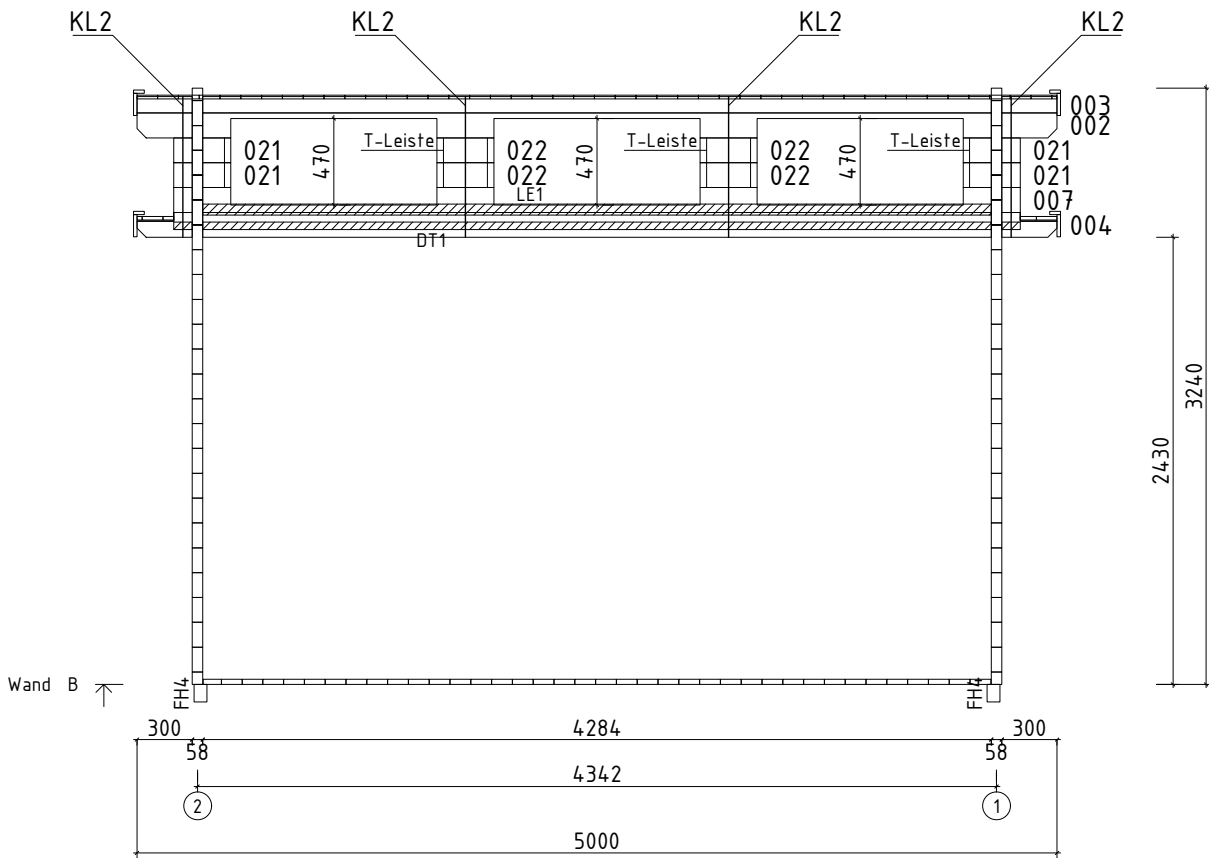
Pos		Stck.	Profil (mm)	Länge (mm)
	Achtung! Die Giebelbohlen können teilweise schon vormontiert sein! Bitte beachten - diese erscheinen nicht ganz so wie in der Teileliste beschrieben.			
001		1	58x135	5000
002		1	58x135	5000
003		1	58x90	5000
004		1	58x135	5000
005		1	58x135	5000
006		17	58x135	4600
007		1	58x135	4600
008		2	58x135	3400
009		30	58x135	3400
010		2	58x68	3400
011		2	58x135	3392
012		2	58x135	2607
013		2	58x135	1652
014		2	58x135	1528
015		2	58x135	1351
016		2	58x135	1051
017		2	58x135	751
018		28	58x135	543
019		2	58x135	450
020		28	58x135	350
021		4	58x135	310
022		4	58x135	310
023		2	58x68	100
FH1	FUNDAMENTHÖLZER (imprägniert) 	2	70x95	4380
FH4	FUNDAMENTHÖLZER (imprägniert) 	2	70x95	3040


Pos		Stck	Profil (mm)	Länge (mm)
FH3	FUNDAMENTHÖLZER (imprägniert) 	4	45x95	4240
FH2	FUNDAMENTHÖLZER (imprägniert) 	1	45x95	1545
DT2	DECKENTRÄGER 	✓ 2	30x40	2142
DT1	DECKENTRÄGER 	✓ 2	30x40	100
LE1	LEISTE LEISTE für Dachpappe (zwischen/unter 3 kleine Fenster) 	✓ 1	18x58	4284
PF1	PFETTEN 	3	58x170	5000
	DACHBRETTER 	45+1	113x18	2752
	DACHBRETTER 	5	113x18	1478
	DACHBRETTER 	40	113x18	1419
	FUSSBODENBRETTER 	38+1	113x28	3079
	FUSSBODENLEISTEN 	✓	14x55	15,0 lfdm
	DECKENLEISTEN 	✓	15x28	29,0 lfdm
G02-1	GIEBELBRETTER 18x120 11,7° 	✓ 2	18x120	1559
G02-2	GIEBELBRETTER 18x120 	✓ 2	18x120	2832
G06-1	GIEBELDECKLEISTEN 18x58 	✓ 2	18x58	1559
G06-2	GIEBELDECKLEISTEN 18x58 	✓ 2	18x58	2832
T02-1	TRAUFBRETTER 18x120 	1	18x120	5036
T01-1	TRAUFBRETTER 18x95 	2	18x95	5000
T04-1	TRAUFENDECKLEISTEN 18x40 	2	18x40	2518
T06-1	TRAUFENLEISTEN 18x40 	✓	18x40	15,0 lfdm
TL58-1	T-LEISTE 58 	6	45x58	240
TL58-2	T-LEISTE 58 	4	45x58	1830
TL58-3	T-LEISTE 58 	2	45x58	1975
SH	Schlaghölzer 	3		
TST	Türstopper 	1		

Pos			Stck	Profil (mm)	Länge (mm)
NG2 550	NÄGEL 2.5x50	Dachbretter		630	
NG2 560	NÄGEL 2.5x60	Fussbodenbretter		456	
SR3 030	SCHRAUBEN 3.0x30	Deckenleisten		58	
SR3 030	SCHRAUBEN 3.0x30	Fussbodenleisten		30	
SR3 030	SCHRAUBEN 3.0x30	Traufenleisten		30	
SR37	SCHRAUBEN 3.5x45	Fenster- und Türleisten		132	
SR37	SCHRAUBEN 3.5x45	Türstopper		4	
SR3 545	SCHRAUBEN 3.5x45	Giebelbretter		22	
SR3 545	SCHRAUBEN 3.5x45	Giebeldeckleisten		22	
SR3 545	SCHRAUBEN 3.5x45	Leiste LE1		10	
SR3 545	SCHRAUBEN 3.5x45	Traufenbretter		36	
SR3 545	SCHRAUBEN 3.5x45	Traufendeckleisten		30	
SR4 060	SCHRAUBEN 4.0x60	Deckenträger		20	
SR5 0100	SCHRAUBEN 5.0x100	Fundamenthölzer		36	
KL1	Gewindestange M8			4	2000
KL2	Gewindestange M8			4	765
KL3	Gewindestange M8			4	325
KV M UT M8	Mutter M8			8	
KV M UT M8	Mutter M8 U-Scheibe Ø25			8	
KV S EIB M8X25	U-Scheibe M8 Ø25			8	
KV MU TJ M8	Befestigungsmutter M8			4	

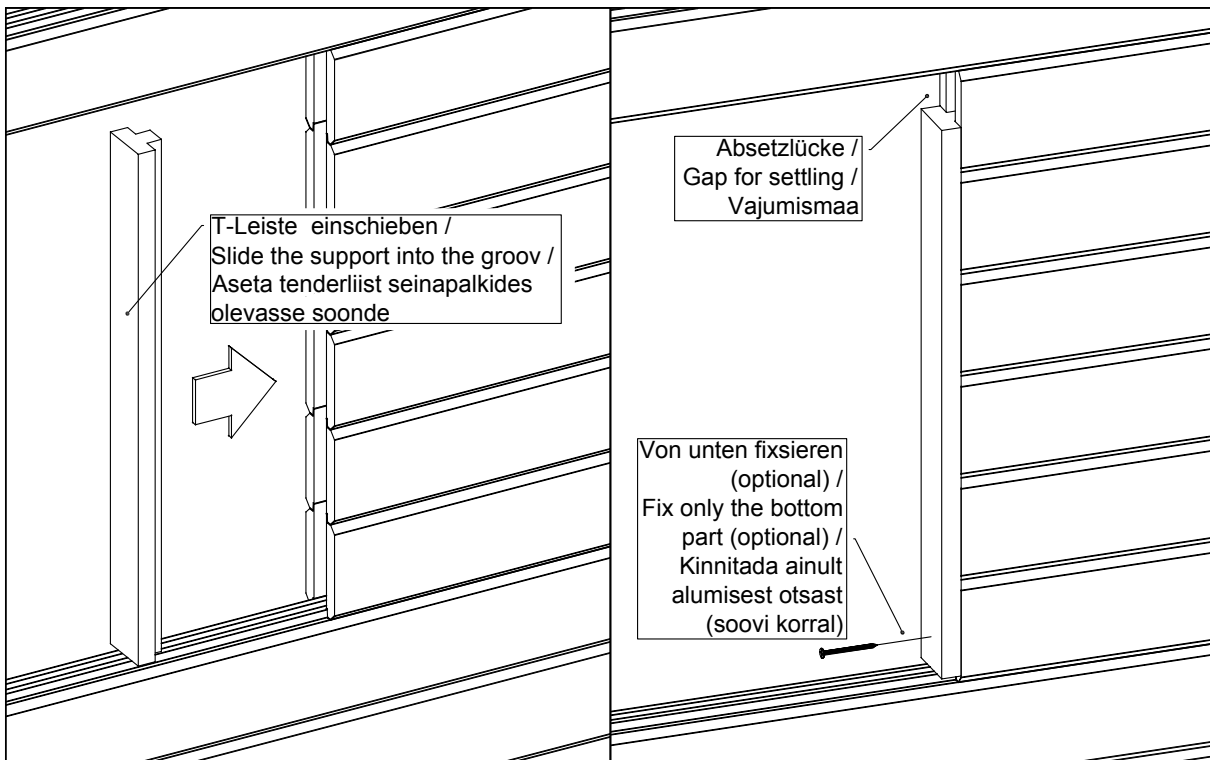
Pos		Stck	Profil (mm)	Länge (mm)
	 <p>1xW121-PC</p> <p>L1 18x90 L=755mm 2x L2 18x90 L=1910mm 4x L3 18x90 L=515mm 2x ✓</p> <p>DIN 1xrechts</p>	1		
	<p>FENSTER Q4 W4-S58V-0XC-05151790</p>  <p>1xW121-VC</p> <p>L1 18x90 L=755mm 2x L2 18x90 L=1910mm 4x L3 18x90 L=515mm 2x ✓</p> <p>DIN 1xlinks</p>	1		
	<p>FENSTER Q4 W4-S58F-0XC-10000400</p>  <p>W103-FC</p> <p>L1 18x90 L=1240mm 2x L2 18x90 L=520mm 4x L3 18x90 L=1000mm 2x ✓</p>	3		
	<p>TÜR Q4 D4-D58R-0XC-14251955</p>  <p>D202-RC</p> <p>L1 18x90 L=1665mm 2 Stck. L2 18x90 L=1955mm 4 Stck. ✓</p> <p>DIN rechts</p>	1		
	<p>✓ - bitte selber anpassen (falls nötig)!</p>			



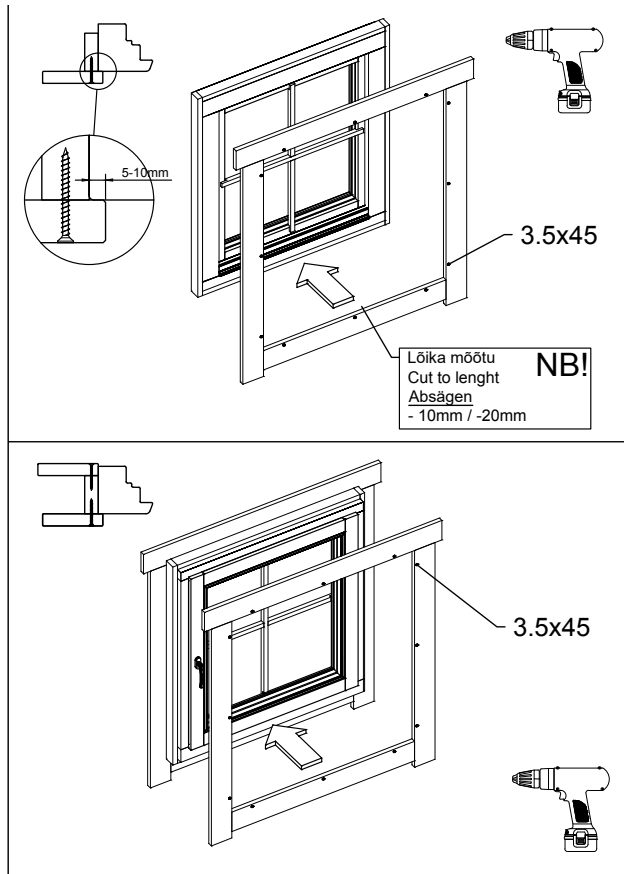
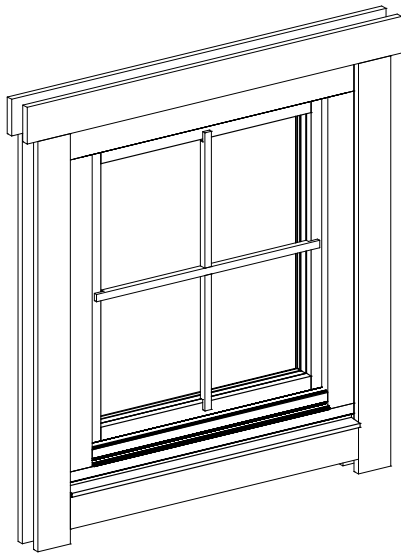




Montageanleitung für T-Leisten / Installing the door and window supports / Tenderliistu paigaldusjuhend.

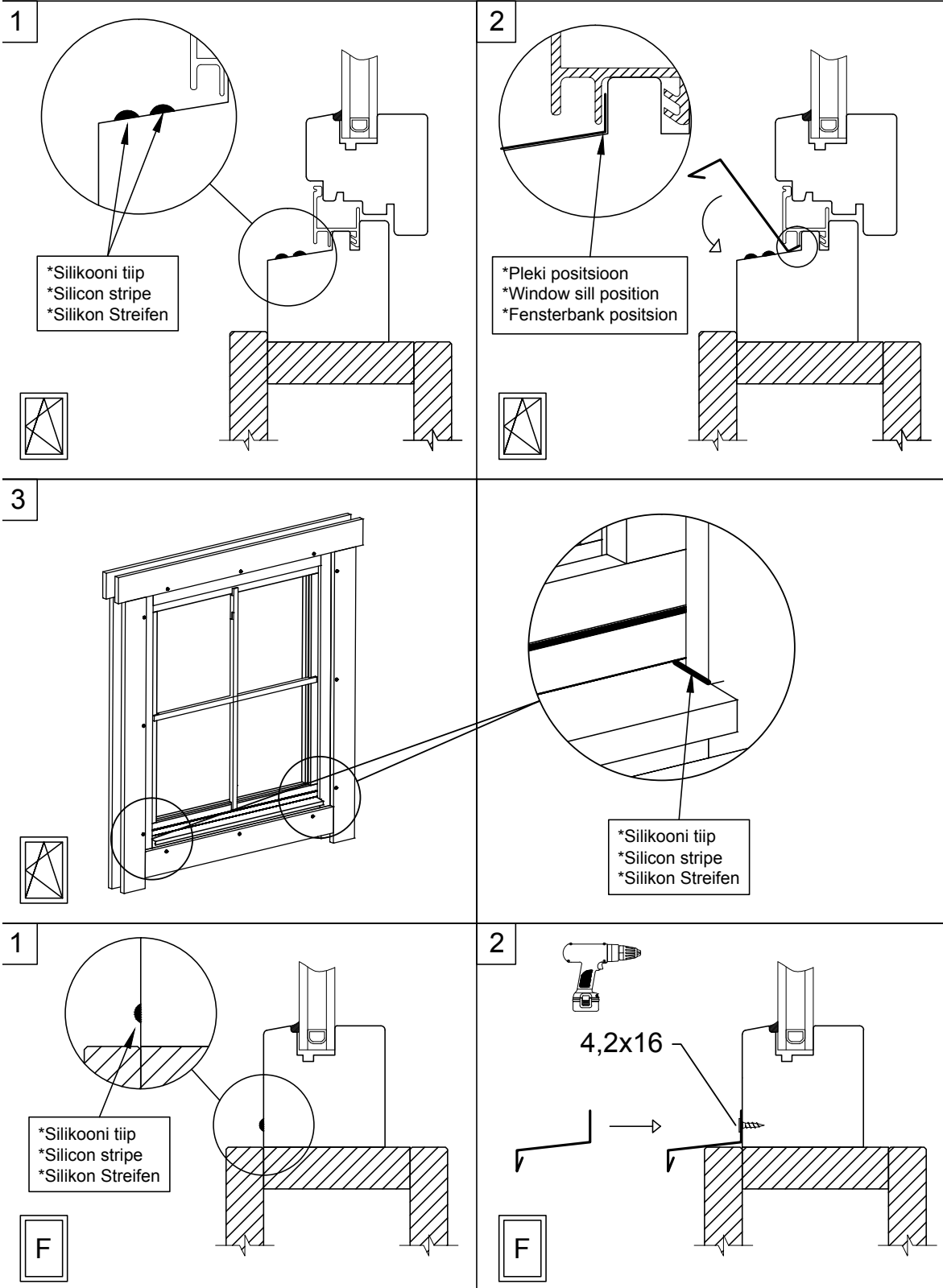


Aken Q4-Q6 - paigaldusjuhised
 Window Q4-Q6 - assembly instructions
 Fenster Q4-Q6 - Montageanleitung



Veeplekk / Window sill / Fensterbank

Q4



Ukse montaaž / Tür montage / Door assembly
(GH+ / SH)

