

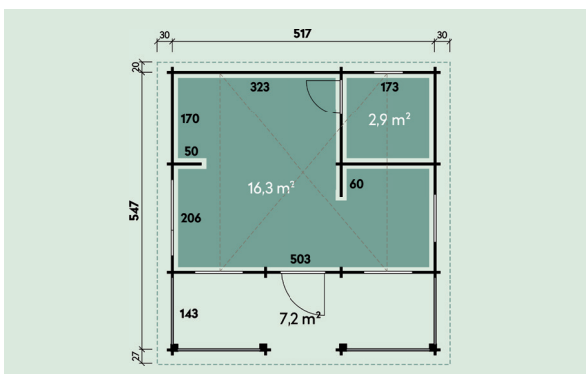
# Technische Daten



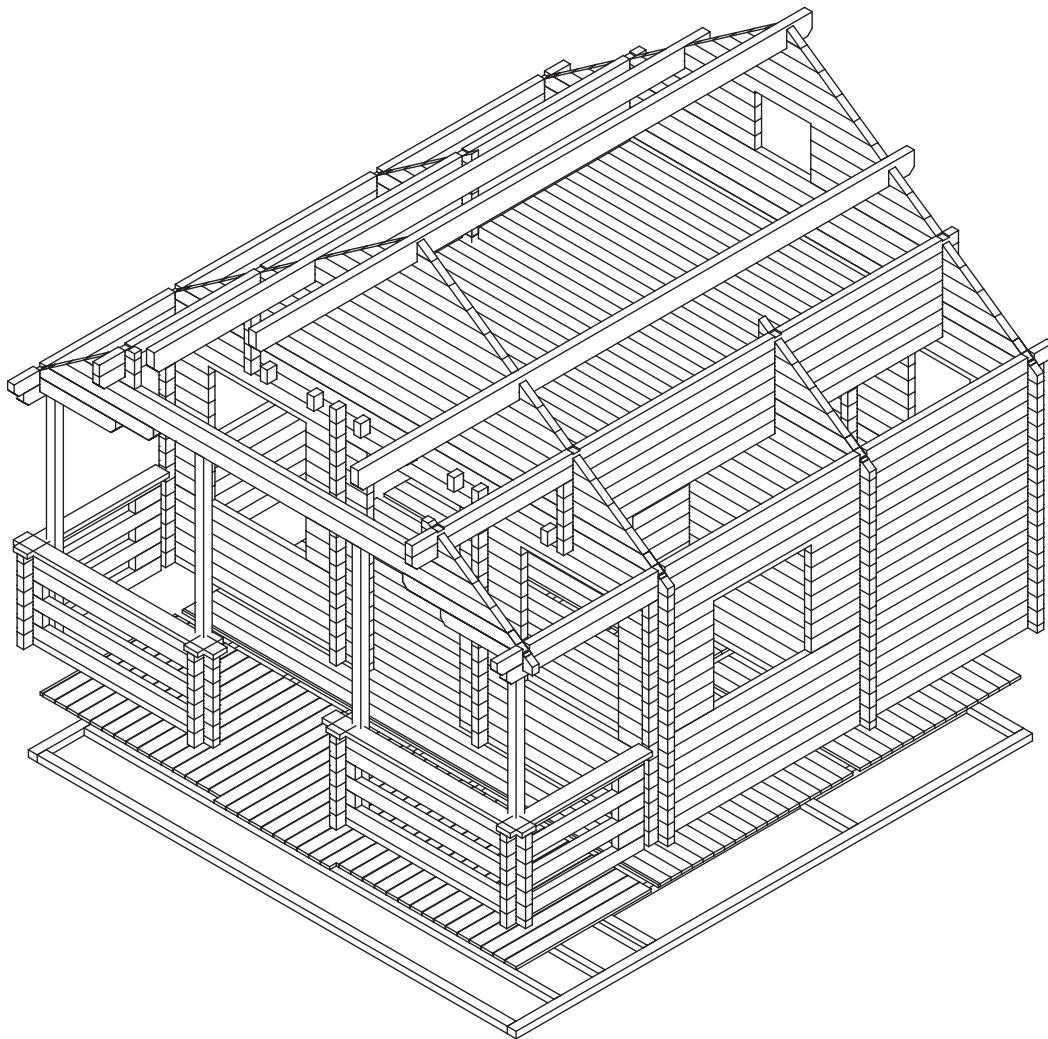
Durch Kunden farblich behandelt

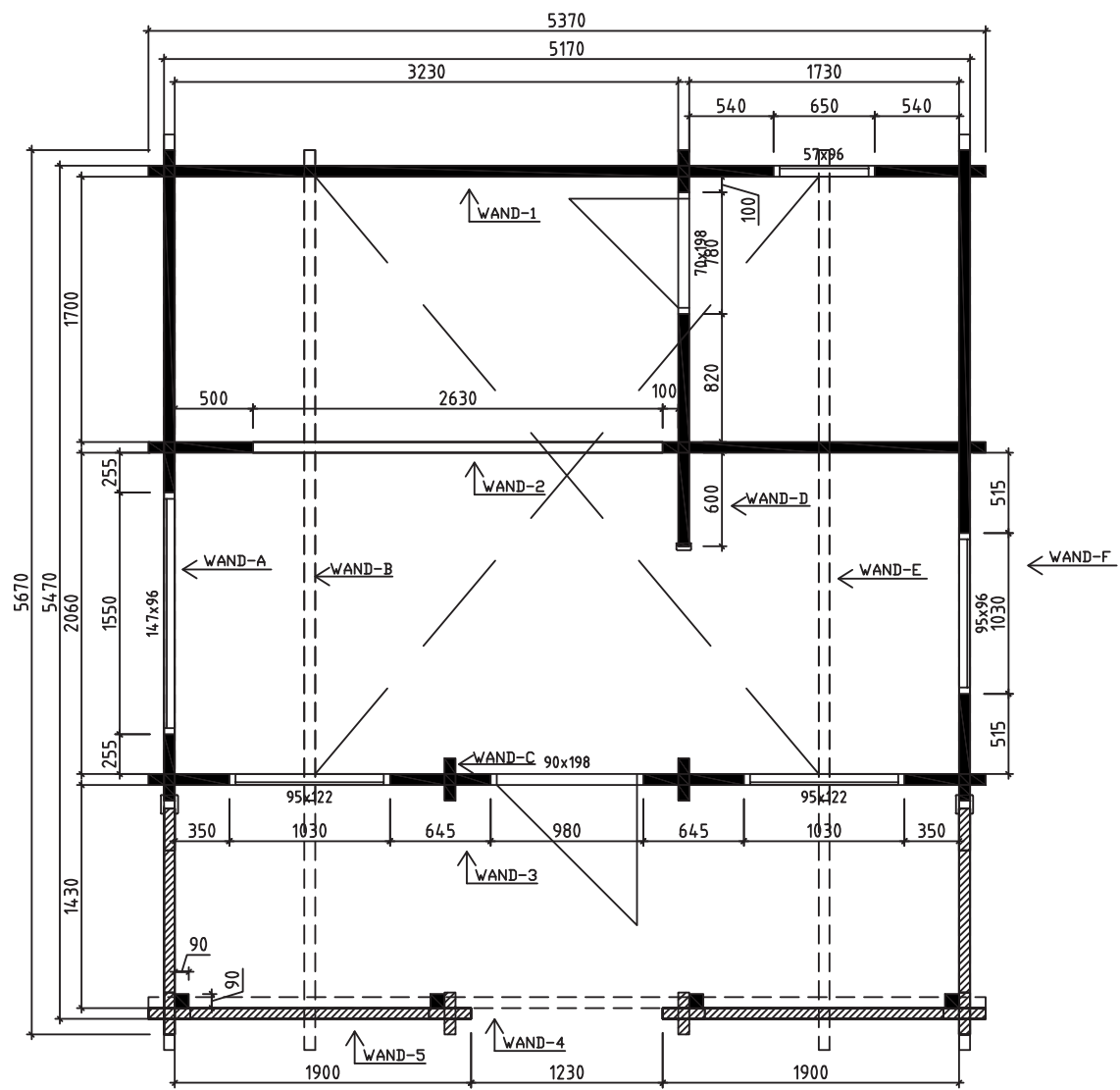
**Artikelnummer:**

580 005

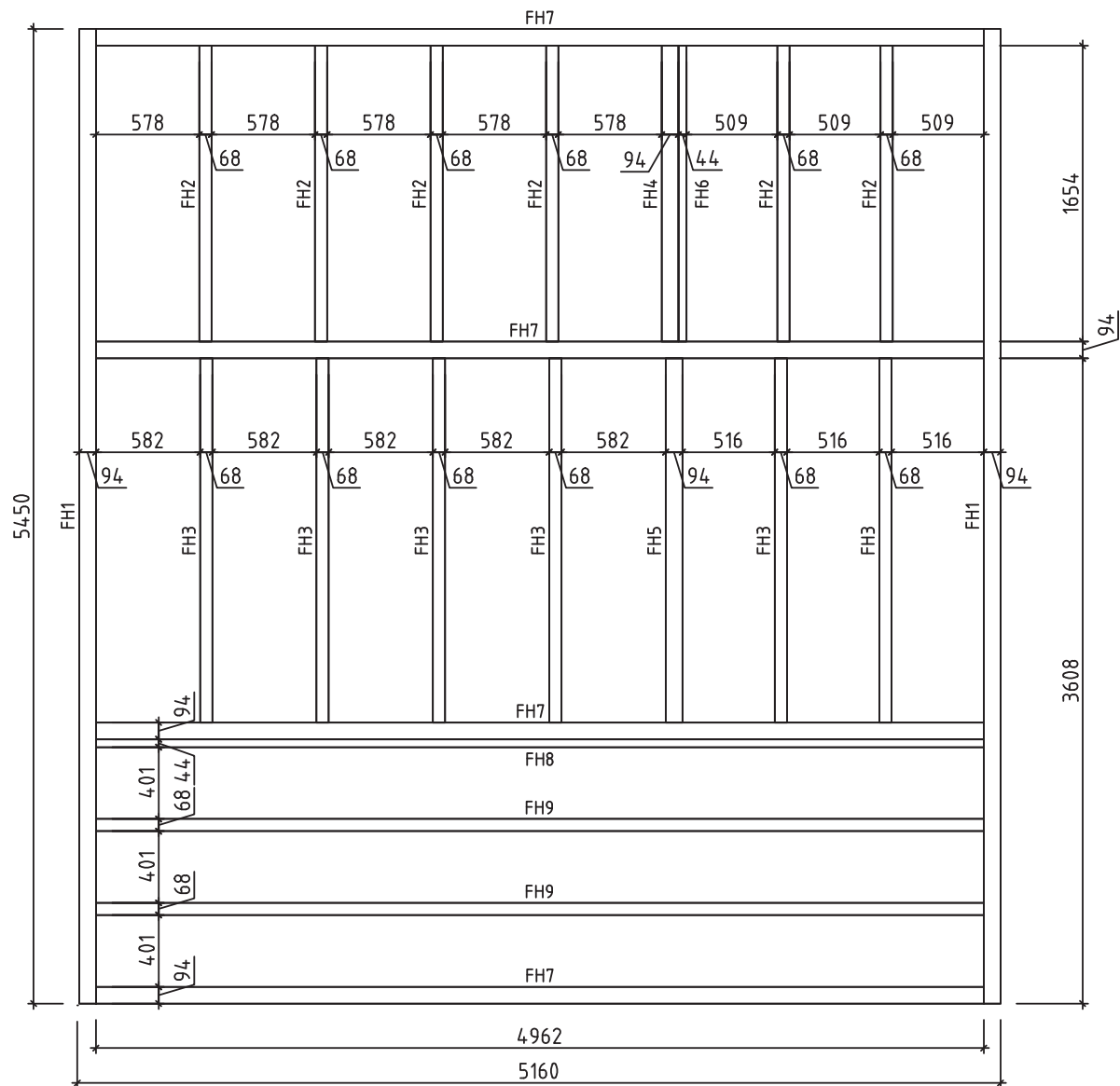


Kontrolliert durch:

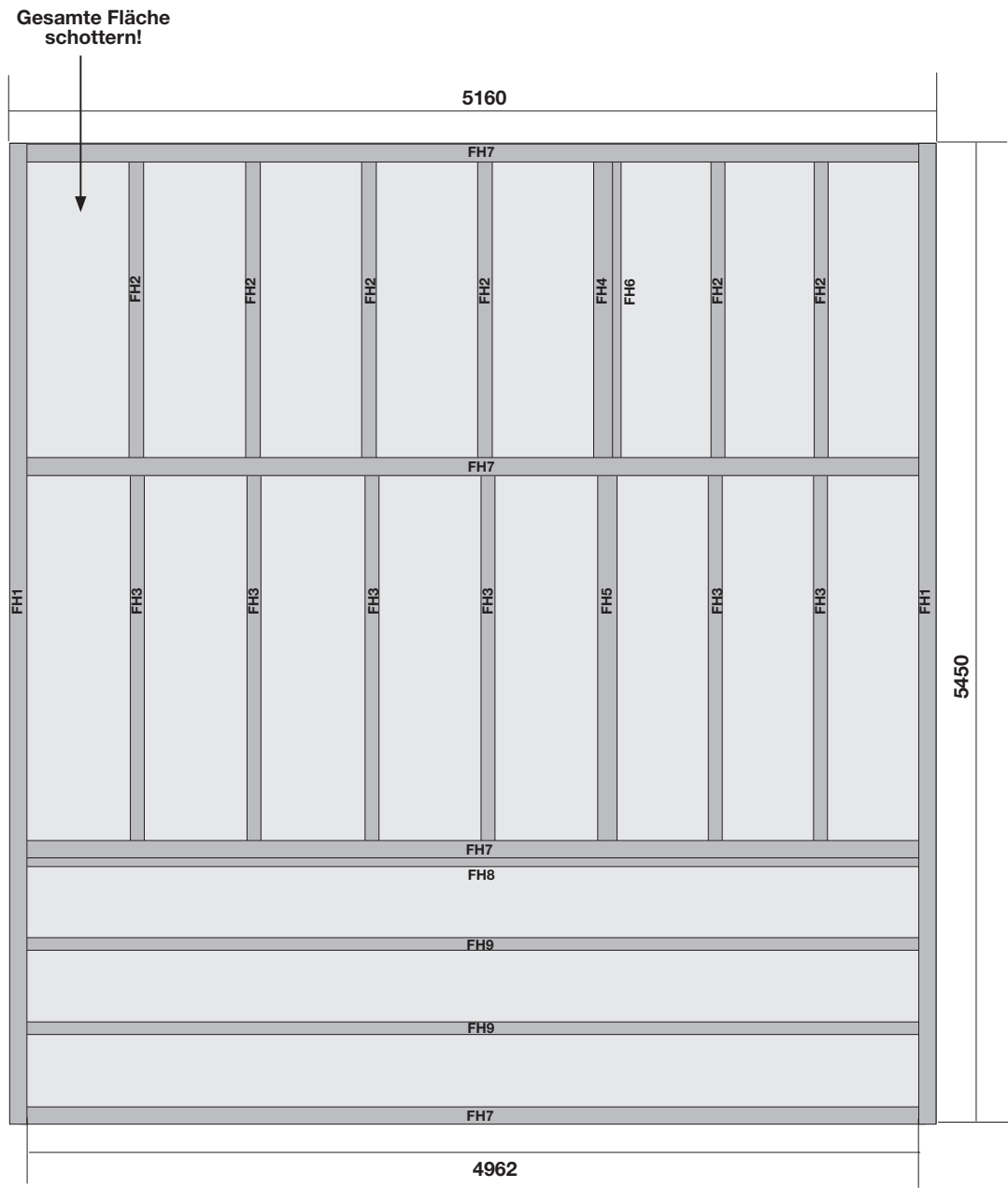




**Wir empfehlen als Fundament für Ihr Gartenhaus eine vollflächig festgegründete, gepflasterte oder betonierte Fläche. Wahlweise ist auch ein Punkt- oder Streifenfundament möglich.**

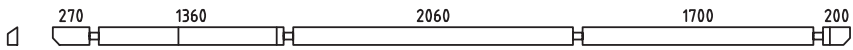
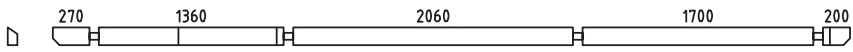
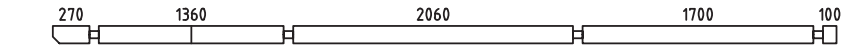
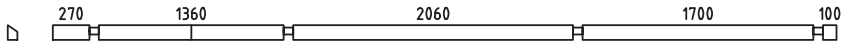
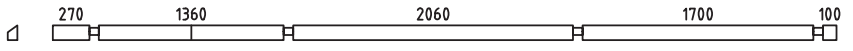
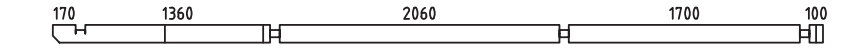
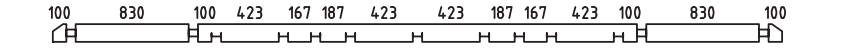
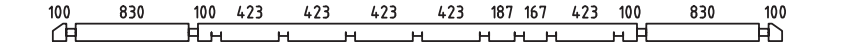
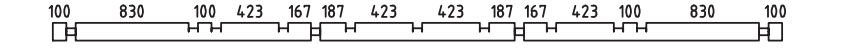
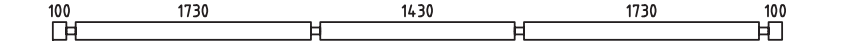
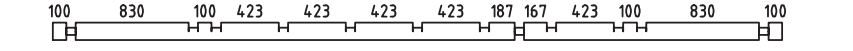


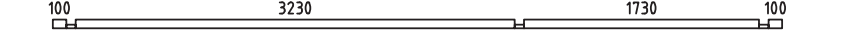
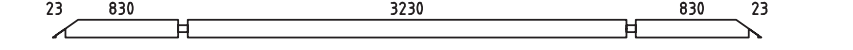












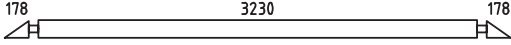





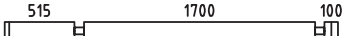
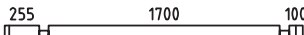








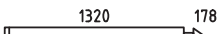








Typ	Anzahl der Fundamenthölzer (B x H x L)
Sauerland 70-B	Fundamentholz 1: 2 (94 x 68 x 5450 mm) Fundamentholz 2: 6 (68 x 68 x 1654 mm) Fundamentholz 3: 6 (68 x 68 x 2036 mm) Fundamentholz 4: 1 (94 x 68 x 1654 mm) Fundamentholz 5: 1 (94 x 68 x 2036 mm) Fundamentholz 6: 1 (44 x 68 x 1654 mm) Fundamentholz 7: 4 (94 x 68 x 4962 mm) Fundamentholz 8: 1 (44 x 68 x 4962 mm) Fundamentholz 9: 2 (68 x 68 x 4962 mm)





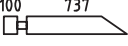






















Dieser Fundamentplan ist ein unverbindlicher Vorschlag und kann individuell verändert werden!




























Pos		Stck	Profil (mm)	Länge (mm)
001		1	70x130	5870
002		1	70x130	5870
003		2	70x130	5770
004		1	70x108	5770
005		1	70x108	5770
006		2	70x130	5670
007		1	70x130	5370
008		1	70x130	5370
009		1	70x130	5370
010		1	70x130	5370
011		2	70x130	5370
012		9	70x130	5370
013		1	70x130	5370
014		1	70x65	5370
015		2	70x130	5216
016		2	70x130	4844
017		1	70x130	4844
018		1	70x130	4471
019		2	70x130	4471
020		10	70x130	4170
021		18	70x130	4170
022		1	70x130	4170
023		1	70x130	4170
024		2	70x130	4099
025		7	70x130	4010

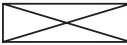
Pos		Stck	Profil (mm)	Länge (mm)
026		1	70x130	3726
027		1	70x130	3230
028		1	70x130	2981
029		1	70x130	2608
030		2	70x130	2540
031		1	70x130	2540
032		7	70x130	2455
033		7	70x130	2195
034		2	70x65	2195
035		10	70x130	2195
036		2	70x130	2195
037		1	70x130	2076
038		1	70x130	2076
039		3	70x65	2070
040		23	70x130	2070
041		2	70x130	1863
042		2	70x130	1568
043		2	70x130	1490
044		15	70x130	1490
045		6	70x130	1450
046		2	70x65	1450
047		2	70x130	1320
048		2	70x130	1293
049		2	70x130	1195
050		2	70x130	1170

Pos		Stck	Profil (mm)	Länge (mm)
051		2	70x130	1118
052		2	70x130	1093
053		2	70x130	1009
054		2	70x130	970
055		2	70x130	907
056		2	70x130	745
057		2	70x130	721
058		7	70x130	710
059		7	70x130	685
060		1	70x65	670
061		15	70x130	670
062		18	70x130	645
063		2	70x130	534
064		2	70x130	534
065		18	70x130	520
066		7	70x130	425
067		5	70x65	423
068		1	70x65	423
069		4	70x130	348
070		15	70x130	270
071		62	70x130	270
072		2	70x65	270
073		6	70x130	270
074		4	70x102	146
075		2	70x65	100



Pos		Stck	Profil (mm)	Länge (mm)
076		2	70x113	100
FH1	 FUNDAMENTHÖLZER	2	94x68	5450
FH7	 FUNDAMENTHÖLZER	4	94x68	4962
FH5	 FUNDAMENTHÖLZER	1	94x68	2036
FH4	 FUNDAMENTHÖLZER	1	94x68	1654
FH9	 FUNDAMENTHÖLZER	2	68x68	4962
FH3	 FUNDAMENTHÖLZER	6	68x68	2036
FH2	 FUNDAMENTHÖLZER	6	68x68	1654
FH8	 FUNDAMENTHÖLZER	1	44x68	4962
FH6	 FUNDAMENTHÖLZER	1	44x68	1654
HL4	 HANDLAUF	1	145x45	2110
HL3	 HANDLAUF	1	145x45	2110
HL1	 HANDLAUF	2	145x45	1500
HL2	 HANDLAUF	2	145x45	270
LE1	 LEISTE	1	75x28	2630
ÜT1	 KANT_TALA	7	70x130	4170
DB3	 DACHBALKEN	1	80x200	5870
DB1	 DACHBALKEN	1	80x200	5870
DB2	 DACHBALKEN	1	80x200	5870
	TERRASSENBRETTTER 	10+1	120x28	1495
	TERRASSENBRETTTER 	31	120x28	1425
	FUSSBODENBRETTTER 	19+1	113x28	5025
	FUSSBODENBRETTTER 	15	113x28	3225
	FUSSBODENBRETTTER 	15	113x28	1725
	DACHBRETTTER 	104+1 134+1	113x18 88x18	3520

Pos		Stck	Profil (mm)	Länge (mm)
	SCHLAFBODENBREITER	34+1 44+1	113x18 88x18	3225
	ABDECKLEISTEN	✓	15x28	52,0
	FUSSBODENLEISTE	✓	14x55	31,0
875	ADAPTER 120x108	✓	2	
3600	GIEBELBREITER	✓ 34,9°	4	94x18
3600	GIEBELBREITER	✓ 34,9°	4	120x18
3600	GIEBELDECKLEISTE	✓	4	60x18
3600	GIEBELLEISTE	✓ 34,9°	4	60x18
2325	STÜTZPOSTEN 90x90	✓	2	
2585	STÜTZPOSTEN 90x90	✓	2	
490	T-LEISTE 55x48		2	
880	T-LEISTE 55x48		6	
1140	T-LEISTE 55x48		4	
1910	T-LEISTE 55x48		2	
1975	T-LEISTE 55x48		2	
5870	TRAUFENBREITER		2	94x18
2935	TRAUFENLEISTE 40x18		4	40x18
2045	U-Profil 94x44	✓	2	
2390	U-Profil 94x44	✓	1	
2690	U-Profil 94x44	✓	1	
	Giebelsegment		2	
	TREPPE		1	
	FENSTER 570x960		1	No 2
	FENSTER 510x510		1	No 1
	FENSTER 950x1220		2	No 6

Pos		Stck	Profil (mm)	Länge (mm)
	FENSTER 1470x960	1	No 4	
	FENSTER 950x960	1	No 3	
	TÜR 900x1980 DIN rechts	1	No 9	
	TÜR 700x1980 DIN links	1	No 16	
KL1	Gewindestange M8	2	M8	240
KL2	Gewindestange M8	2	M8	260
KL3	Gewindestange M8	4 4	M8	2000 500
	Befestigungsmutter für Gewindestangen	4	M8	
	Mutter, U-Scheibe	16		
	Schlaghölzer 	3		250-400
	Verstellbare Pfostenstütze	4	M16	
	Schrauben 3,0x30 Abdeckleiste Fussbodenleiste	166		
	Schrauben 3,5x35 Traufenleiste 40mm	24		
	Schrauben 3,5x45 Giebelleisten, Giebelbretter Giebelsegment, Traufenbretter	139		
	Schrauben 5,0x100 Lagerhölzer	92		
	Nägel 2,5x50 Dachbretter Schlafbodenbretter	1890		
	Nägel 2,5x60 Terrassenbretter Fussbodenbretter	996		
	Dachpappnägel 2,0x18 Dachpappe	1062		
	Dachpappe ✓		5,9 m-9st 53,1m <sup>2</sup>	
	DICHTUNGSBAND (letzte Bohlenkranz Seitenwände) ✓		13,0 m	
	✓ - bitte selber anpassen (falls nötig)			

