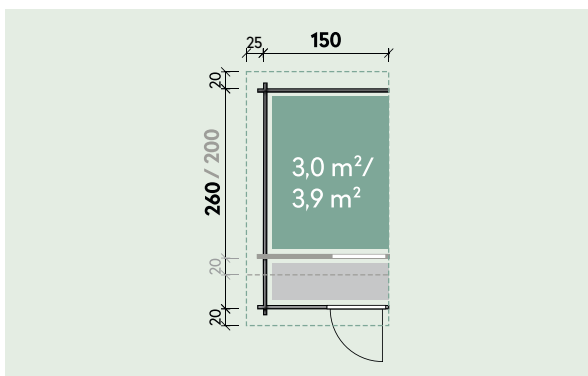


Technische Daten

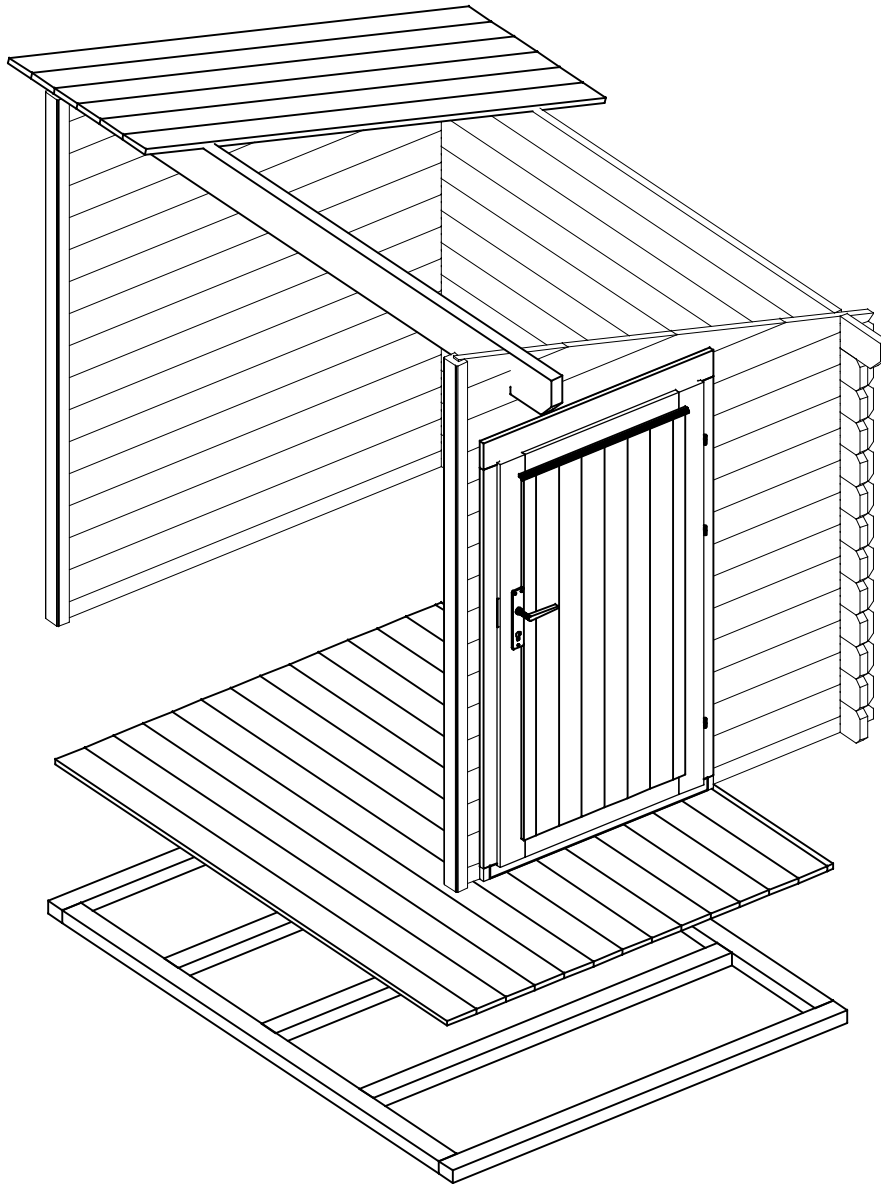


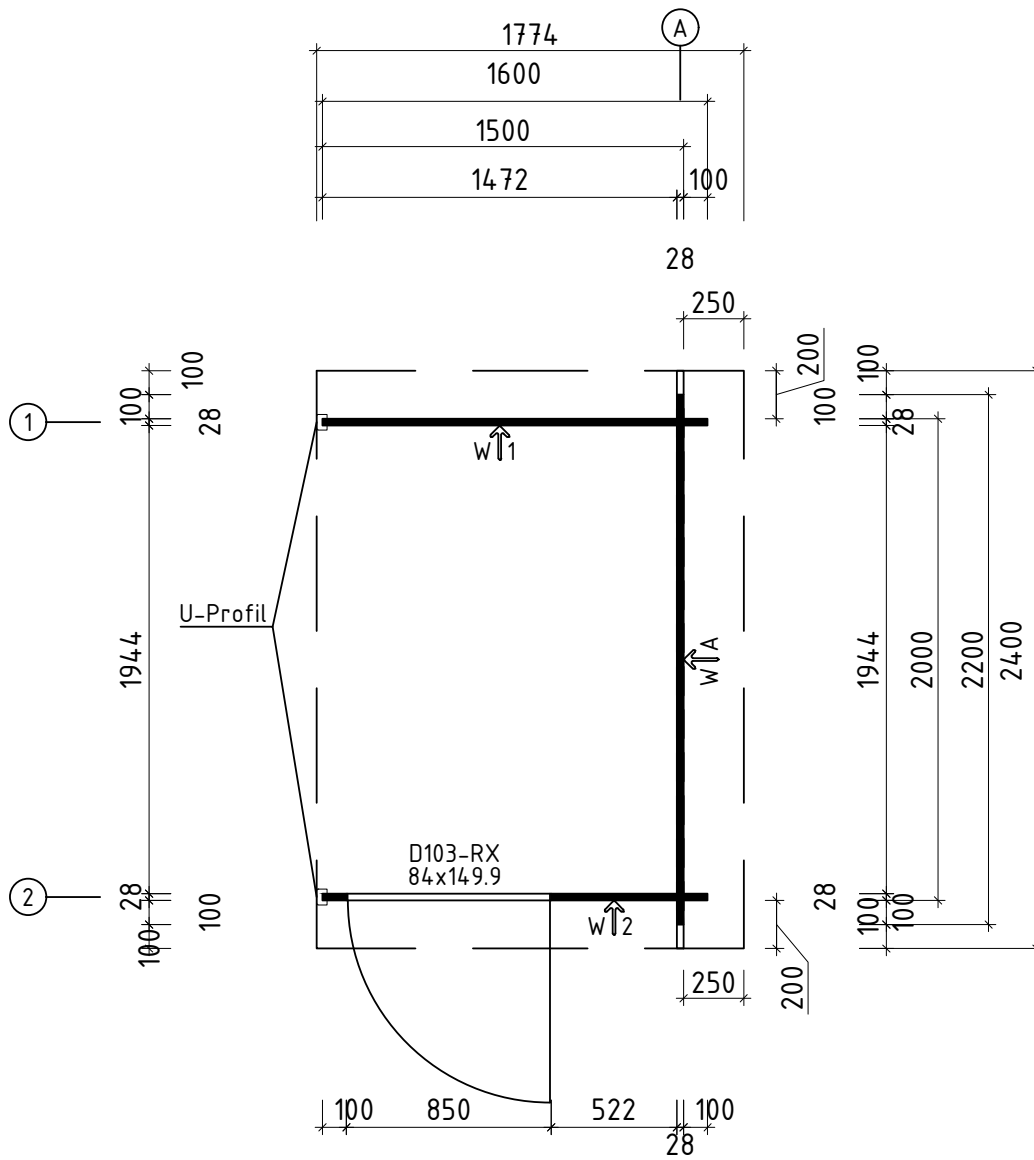
Artikelnummer:

700 065

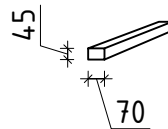
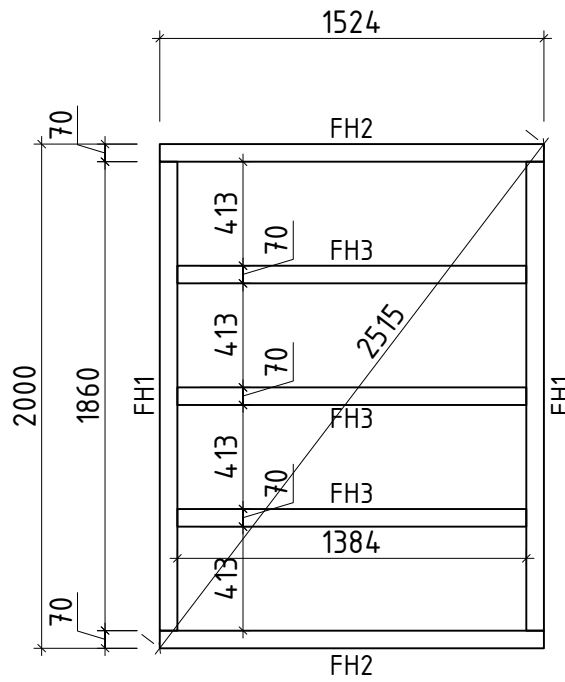


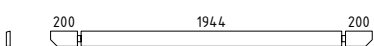
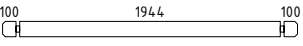
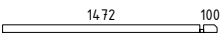





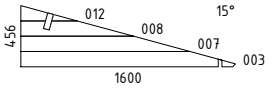
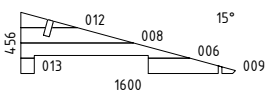
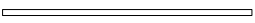


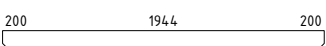









Kontrolliert durch:












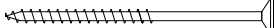



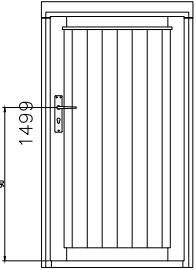





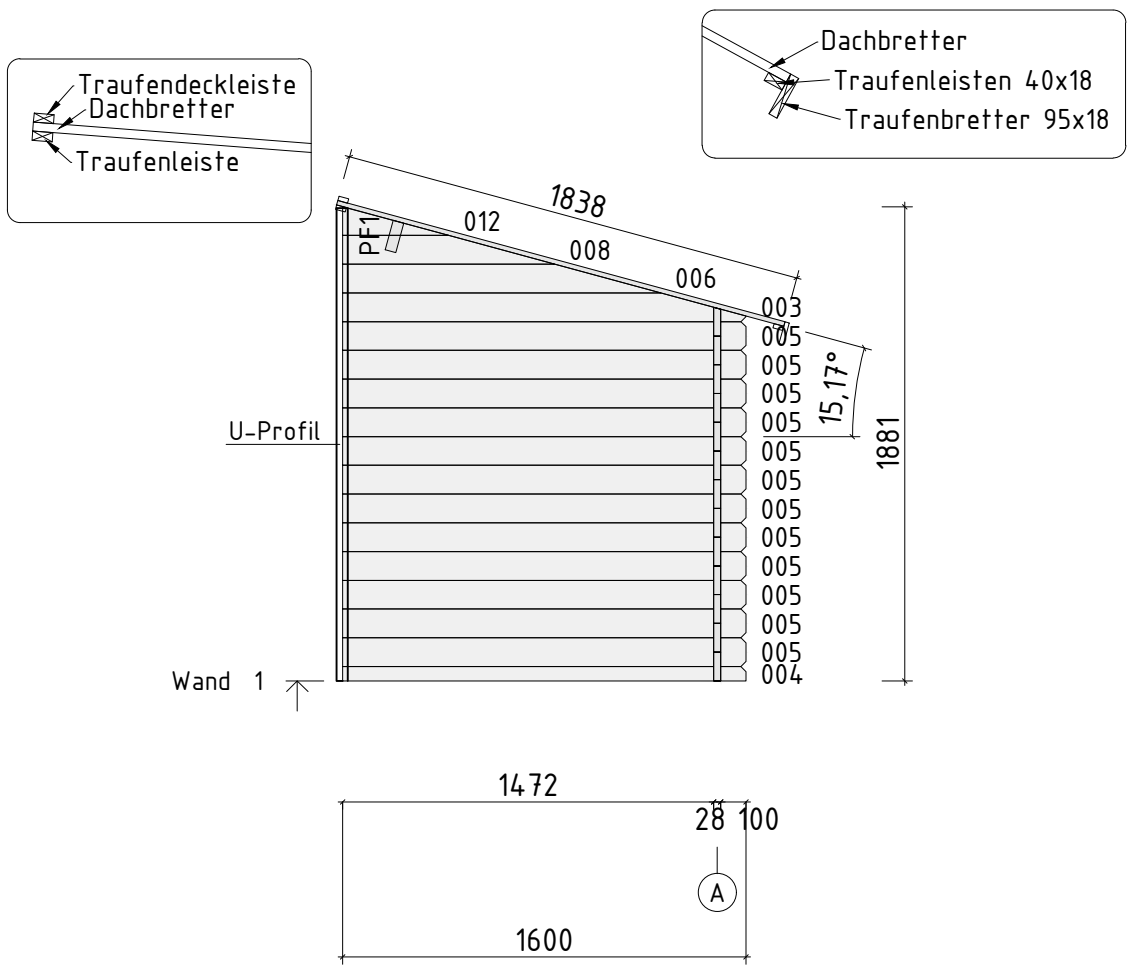
Wir empfehlen als Fundament für Ihr Gartenhaus eine vollflächig festgegründete, gepflasterte oder betonierte Fläche. Wahlweise ist auch ein Punkt- oder Streifenfundament möglich.

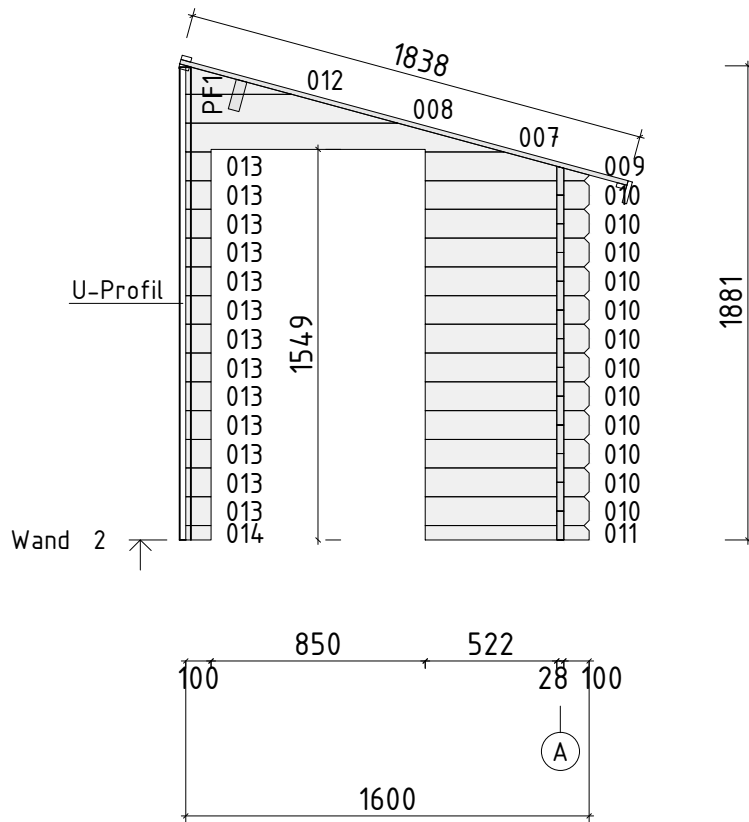


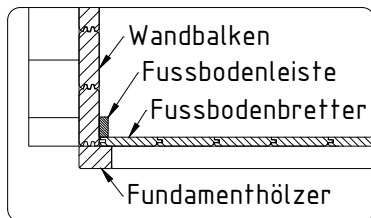
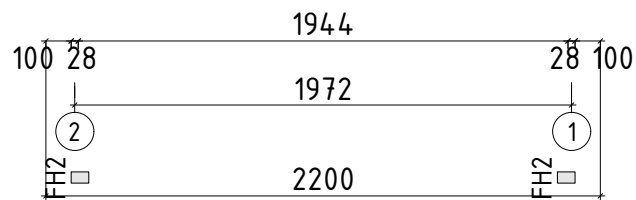
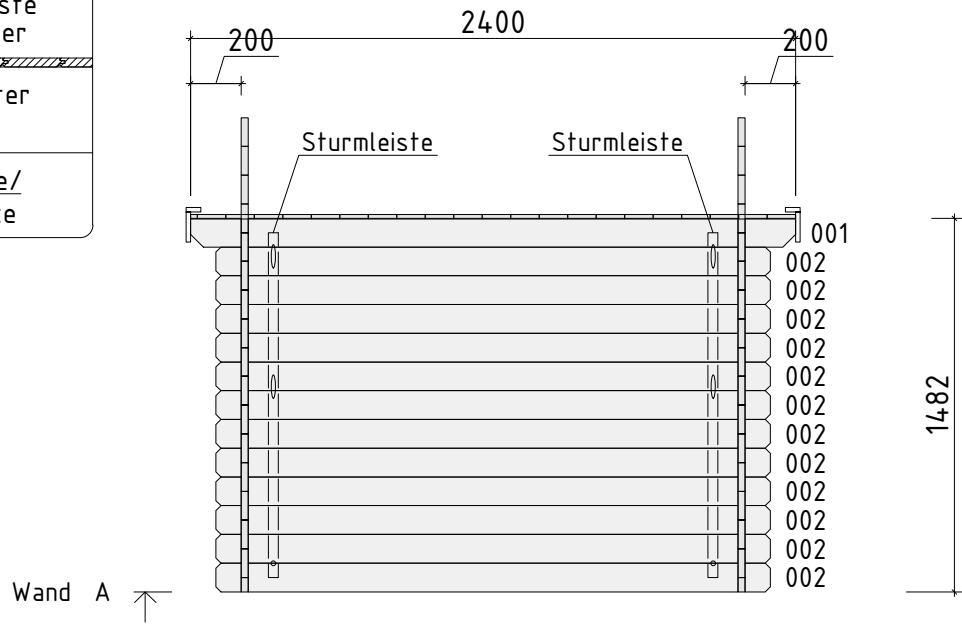
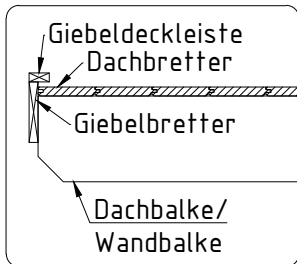
Nr.		Stck	Profil (mm)	Länge (mm)	
001		1	28x114	2400	
002		12	28x114	2200	
004		1	28x57	1600	
005		12	28x114	1600	
010		12	28x114	650	
011		1	28x57	650	
013		12	28x114	100	
014		1	28x57	100	
W1-1		1			
W2-1		1			
FH1	FUNDAMENTHÖLZER (imprägniert) 	2	70x45	1860	
FH2	FUNDAMENTHÖLZER (imprägniert) 	2	70x45	1524	
FH3	FUNDAMENTHÖLZER (imprägniert) 	3	70x45	1384	
PF1	PFETTEN 	1	44x145	2400	
	DACHBRETTER 	22+1	113x18	1840	
	FUSSBODENBRETTER 	14+1	113x18	1940	
	FUSSBODENLEISTE 	✓	18x40	8,0l fm	
G02-1	GIEBELBRETTER 18x120 	✓	2	18x120	1855
G05-1	GIEBELDECKLEISTEN 18x40 	✓	2	18x40	1840
T01-1	TRAUFBRETTER 18x95 	1	18x95	2400	
T04-1	TRAUFECKLEISTEN 18x40 	1	18x40	2436	
T06-1	TRAUFECKLEISTEN 18x40 	2	18x40	2400	
SM-1	Sturmleisten 	2	18x40	1370	

Nr.			Stck	Profil (mm)	Länge (mm)
UP1-1	U-PROFIL 28	 ✓	2	44x65	1875
SH	Schlaghölzer		3		
NG2 550	NÄGEL 2.5x50 Dachbretter		88		
NG2 550	NÄGEL 2.5x50 Fussbodenbretter		140		
SR3 030	SCHRAUBEN 3.0x30 Fussbodenleisten		20		
SR3 030	SCHRAUBEN 3.0x30 Traufenleisten		10		
SR3 545	SCHRAUBEN 3.5x45 Giebelbretter		8		
SR3 545	SCHRAUBEN 3.5x45 Giebeldeckleisten		8		
SR3 545	SCHRAUBEN 3.5x45 Traufenbretter		6		
SR3 545	SCHRAUBEN 3.5x45 Traufendeckleisten		6		
SR3 545	SCHRAUBEN 3.5x45 U-profil		10		
SR5 0100	SCHRAUBEN 5.0x100 Fundamenthölzer		28		
SS013	Schloßschrauben M8x60 Mutter M8 U-Scheibe Ø25 - Befestigung für Sturmleisten		6		

Nr.		Stck.	Profil (mm)	Länge (mm)
	<p style="text-align: center;">TÜR 840x1499 D2-S28R-XXX-08401499</p> <div style="display: flex; justify-content: space-between; align-items: flex-start;"> <div style="text-align: center;"> <p>Q2 D103-RX</p> <hr style="width: 100px; margin: 0 auto;"/> <p>840</p>  </div> <div style="border: 1px solid black; border-radius: 10px; padding: 5px; width: 150px;"> <p>Right handed / DIN rechts / paremakäeline</p> </div> <div style="border: 1px solid black; border-radius: 10px; padding: 5px; width: 150px;"> <p>Clear opening/ durchgangsmaß/ ava suurus</p> <p style="text-align: center;">752x1411mm</p>  </div> </div>	1		
UL-Q 2-Q3	Q2-Q3 Door handle - Türgriff - Ukselink		1	
LS-Q4	Q4 Cylinder lock - Zylinderschloss - Lukusüdamik		1	
	✓ - bitte selber anpassen (falls nötig)!			







Uks	Q2-Q3	-	koostamisjuhis
Door	Q2-Q3	-	assembly instructions
Tür	Q2-Q3	-	Montageanleitung

