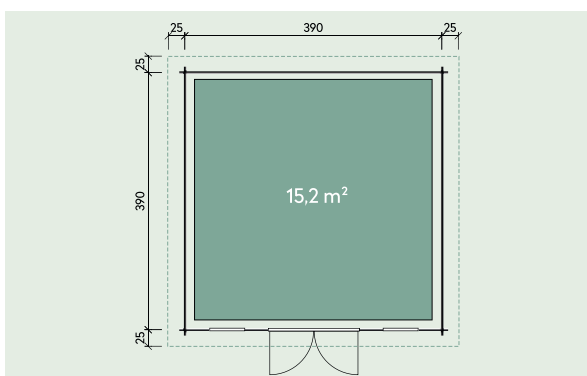


Technische Daten

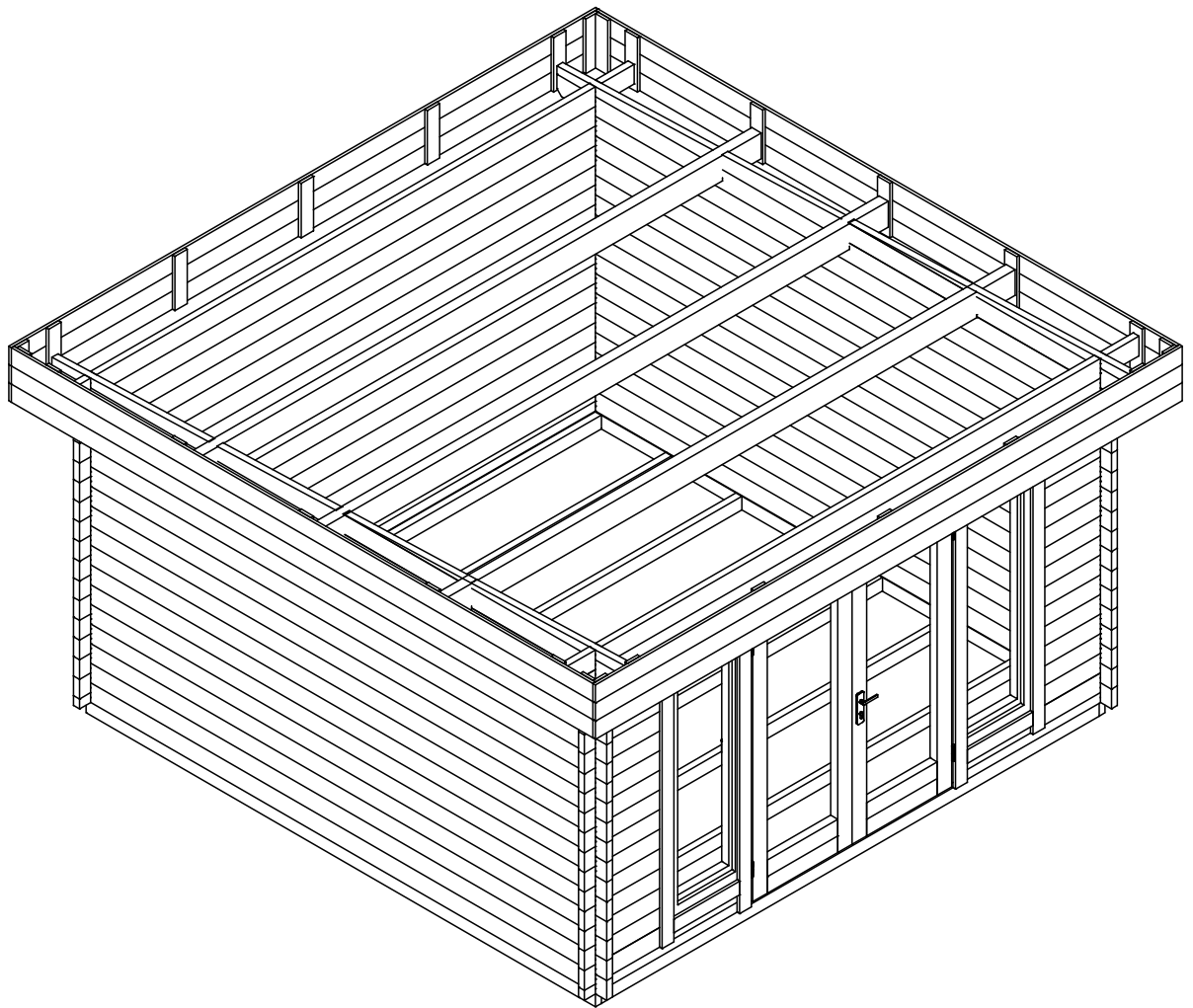


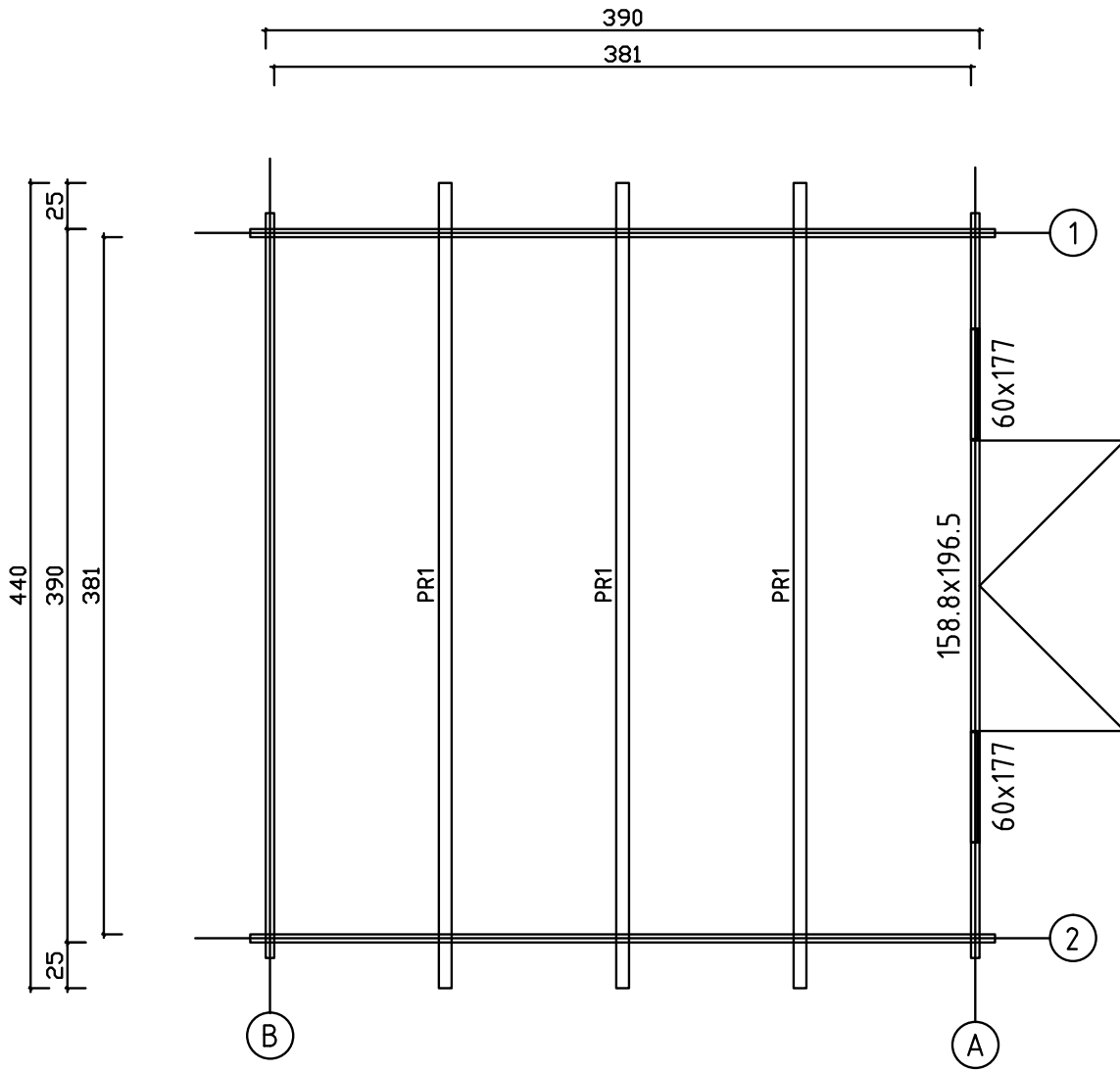
Artikelnummer:

847 220

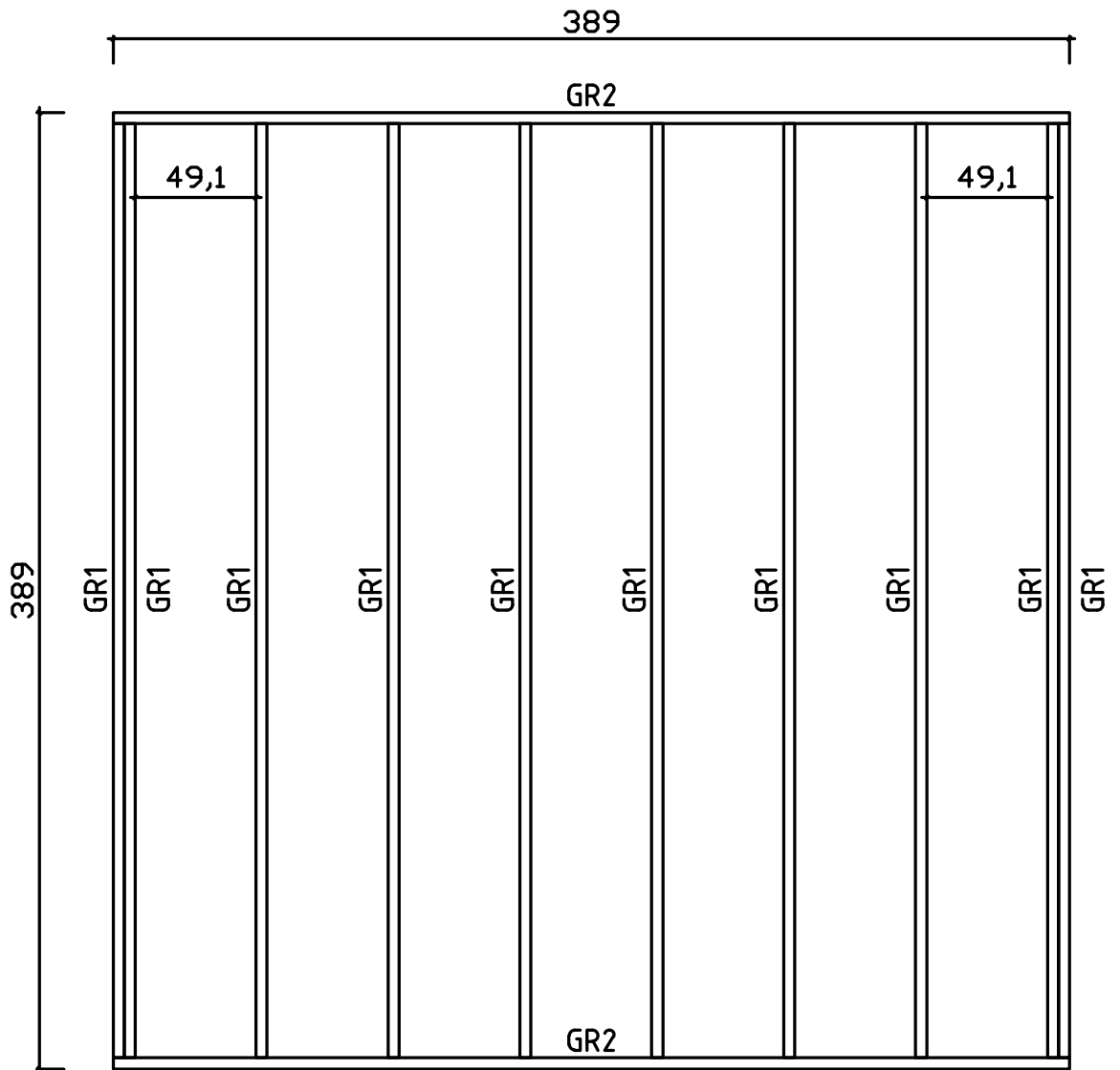


Kontrolliert durch:










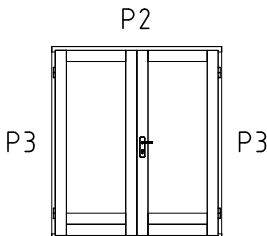
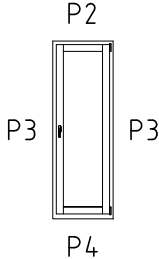












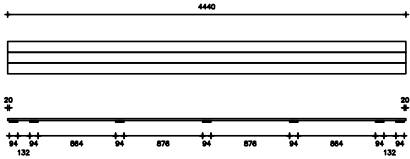
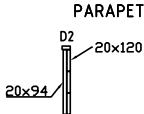
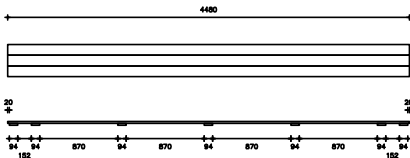
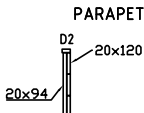




Wir empfehlen als Fundament für Ihr Gartenhaus eine vollflächig festgegründete, gepflasterte oder betonierte Fläche. Wahlweise ist auch ein Punkt- oder Streifenfundament möglich.



Pos		Quantity	Profil (mm)	Lenght (mm)
001		2	45x130	4070
002		28	45x130	4070
003		2	45x130	4235
004		2	45x96	1200
005		2	45x128	910
006		2	45x130	910
007		2	45x130	1200
008		2	45x73	2178
009		2	45x65	1236
010		1	45x130	1236
011		1	45x130	1236
012		28	45x130	631
013		15	45x130	4070
014		2	45x130	4400
015		1	45x65	4070
016		1	45x130	4070
GR2	UNTERKONSTRUKTION 	2	45x90	3890
GR1	UNTERKONSTRUKTION 	10	45x90	3800
PR1	PFETTEN 	3	70x170	4400
	WINDOW 600x1770	2		
	DOOR 1588x1965	1		

POS	ST.	B	H	L	Teileliste	
GR	Vt. spetsi					UNTERKONSTRUKTION
F1	14,5m ²	28		3805		FUSSBODENBRETTER
PR	3	70	170	4400		PFETTEN
RB1	19,4m ²	20		4403		DACHBRETTER
R1	2	20	360	4400		PARAPET
R2	2	20	360	4480		PARAPET
R3	2	45	45	4400		BEFESTIGUNG DACHBRETTER / PARAPET
DP				10+15		DACHPAPPE + NÄGEL (200)
SK	2	45	65			SCHLAGKLOTZ 
DR1	1	1588	1965			
WN1	2	600	1770			
P1	17m	20	40			Fussbodenleiste
P2	1+1	20	90	3090		Türleiste DR1, Fensterleiste WN1
P3	4+4	20	90	1945		Türleiste DR1, Fensterleiste WN1
P4	2+2	20	90	560		Fensterleiste WN1
						   
						

R1	2	20	360	4400		
R2	2	20	360	4480		
D1		45	45	15jm.		DACHBRETTER / DACHPAPPE (45 degrees; alla lahti löigata)
D2		20	45	15jm.		PARAPET LEISTE

